

Forgiveness

Table of Contents

GOD FORGIVES US: WEEK 1	2
Week 1 - BIBLE CLUB.....	2
Week 1 - SKIT.....	9
Week 1 - MEMORY VERSE.....	10
Week 1 - PRACTICAL LIVING.....	13
Week 1 - READ-A-LOUD.....	16
Week 1 - CRAFTS.....	18
Week 1 - RECREATION.....	20
ACCEPTANCE OF FORGIVENESS: WEEK 2	25
Week 2 – BIBLE CLUB.....	25
Week 2 - SKIT.....	34
Week 2 - MEMORY VERSE.....	36
Week 2 - PRACTICAL LIVING.....	37
Week 2 - READ-A-LOUD.....	41
Week 2 - CRAFTS.....	43
Week 2 - RECREATION.....	45
THE ATTITUDE OF FORGIVENESS: WEEK 3	49
Week 3 – BIBLE CLUB.....	49
Week 3 - SKITS.....	56
Week 3 - MEMORY VERSE.....	57
Week 3 - PRACTICAL LIVING.....	58
Week 3 - READ-A-LOUD.....	63
Week 3 - CRAFTS.....	65
Week 3 - RECREATION.....	66
FORGIVENESS BRINGS PEACE: WEEK 4	70
Week 4 – BIBLE CLUB.....	70
Week 4 - SKIT.....	76
Week 4 - MEMORY VERSE.....	78
Week 4 - PRACTICAL LIVING.....	79
Week 4 - READ-A-LOUD.....	80
Week 4 - CRAFTS.....	82
Week 4 - RECREATION.....	83

GOD FORGIVES US: WEEK 1

WEEK 1 - BIBLE CLUB

LESSON AIM: To help the child understand that God has forgiven us.

SCRIPTURE: Luke 22:1-6, 47-53, 63-71, 23:1-5, 13-49, 24:46-48

MEMORY VERSE: Bear with each other and forgive whatever grievances you may have against one another. Forgive as Christ forgave you.

Colossians 3:13

The Crucifixion of Jesus for Our Sins

To tell the story of the crucifixion of our Lord, we must begin with the people who wanted Jesus dead. Luke 22:1-6 tells how the chief priests wanted Jesus dead, but were afraid of the people. Then, Satan entered into Judas, and he went to tell the chief priests where they could find Jesus. In verses 47-53, Judas' plan goes perfectly, as he betrays Jesus with a kiss. Jesus goes peacefully into their hands. However, Peter lashes out at them, and cuts off the ear of one of the soldiers, in Jesus' defense. Jesus even had compassion on these men as he heals the ear of the soldier.

From here, Jesus' enemies beat and mock Him. Luke's account, more than any other gospel, seeks to prove the innocence of Jesus. Three times, Pilate declares that Jesus is innocent, and can find no reason to kill him. This was the very reason why Jesus was the only one who could die for us. Jesus had to be innocent to be the perfect lamb. In the time of the Passover, it was customary to kill a perfect lamb as a sacrifice for the sins of one's family. At this moment in time, Jesus became the sacrificial lamb that paid for the sins of anyone who would receive Him. From this point on, that forgiveness is available for us, until the day the Lord returns to establish His kingdom here on earth.

Then, Luke continues to describe the day in 23:26-49. Jesus' enemies beat Him, and yet He continues comforting those who weep for Him. As He hangs on the cross, He still offers hope to the thief hanging next to Him. What is even more surprising is as He is suffering, He asks His Father to forgive these wicked men! What a picture of forgiveness! He paid for our sins, yet He still asked His Father's grace for these wicked men who were taking his life! Verses 46-48 of chapter 24 are also included in this story, so that the children can see that Jesus did not let death conquer him!

To set the stage for this unit in forgiveness, we want the children to envision the following picture: Our Lord forgiving the men who were torturing Him to death while he hung on the cross! How much more should we be willing to forgive our brothers knowing that He did this for us!

**Discipleship
Tip**

This week when you have a chance, get one-on-one with students and ask them if they think there is something that they have done that Jesus could not forgive. If they seem shy about answering, be ready to share something that you struggled to give to God. Have them write it down on a piece of paper, then together rip it up, to symbolize what Jesus did with their sin when he hung on the cross. Tell them that they are free from that now! Rejoice!

Hook

Materials: A poster with the S.A.Y. Yes![®] standards and some extra rules added in that are included in the hook, enough S.A.Y. Yes![®] dollars to be able to pay off any debt that the students accumulate during the day.

- Make a poster with all of the S.A.Y. Yes![®] rules on it plus these: (you don't have to use all of them, just the ones that you think your students will fail at most often).
- No talking during snack time.
- No whispering to anyone, unless you have permission.
- Do not put your elbows on the table.
- Do not chew loudly.
- Only walking is allowed in the center.
- You must raise your hand before you speak, anytime.
- Do not get out of line at anytime, when you are moving from one activity to another.
- When the students walk in, have them read the new rules, and then sit down.
- Read the rules out loud once everyone arrives, so you make sure that everyone has heard them.
- If you see a child breaking one of the rules, take a S.A.Y. Yes![®] dollar away from him/her.
- If the child has not received any dollars that day, tell them they are negative one dollar.
- Dollars that they have already earned before today, do not count.
- Be as strict as you can, so that the debt that the students acquire by the time BIBLE CLUB occurs will seem as overwhelming as possible.
- Each staff should be keeping track of specific students' loss of dollars.
- Staff should carry around a note pad so that they can keep track moment by moment.
- This hook should begin when they walk in the door, and will continue until the beginning of BIBLE CLUB.

At the beginning of BIBLE CLUB:

- The director should **say something like**, "I am very disappointed in the way you have acted today. It seems like no one knows the S.A.Y. Yes![®] rules. If you are never getting better, how do you plan to pay off all of this debt that you owe? If the debt isn't paid, you can't come to S.A.Y. Yes![®] anymore."
- Allow time for this statement to sink in--the children will probably react.
- Have someone else walk in and **say**, "I have a lot of S.A.Y. Yes![®] dollars here, and I would like to pay the debt for anyone who would like their debt cleared."

Week 1 – God Forgives Us

- Have the students line up to get the number of S.A.Y. Yes![®] dollars that they need.
- Then, the students should take their dollars to the director and pay their bill.
- **Be sure that the director tells them when they pay**, “You are paid in full! You do not owe me anything else!”
- After all the children have gotten a chance to be “forgiven”, ask the questions below.

DEBRIEF

How did you feel when you walked in, and saw all those rules added? Did you feel like they would be hard to follow?

What were you thinking, when the staff got really strict and kept taking dollars away that you did not have?

Did you have any plan that you were going to try to work out, to pay off the debt?

Do you think your plan would have worked? Why or Why not?

What did you feel when you were told that you couldn’t come back to S.A.Y. Yes![®], if the debt wasn’t paid?

How did you feel when _____ walked in with all the dollars and said that they would pay for your debt?

Did anyone not take the money?

Did anyone think about not taking the money? If so, what were you deciding to do?

How did it feel to hear the director say that your debt was paid off?

Now, we are going to hear about what Jesus did to forgive us.

The Week Before:

- Plan to do the story as a Read Aloud.
- Give it to your Jr. High/High School group as a project. Have a different person read each section.
- If you don’t have teens, staff can read it.
- A pre-practice is important to make this work.
- Emphasize it be read dramatically. Have them read through it several times.

Bible Story

MATERIALS: None, except this script.

Script for the telling of the Bible Story:

(Luke 22:1-6)

Jesus had been preaching, healing, and demonstrating to people that God loves them, for about three years. The chief priests, seeing this, were about to go crazy. They knew that Jesus was stirring up trouble for them, so they tried to think of some way to get rid of him, but they knew that so many people liked him now, they did not know what they were going to do. Then, Judas, one of the followers of Jesus, came to the chief priests, and said that for some money, he would tell them how they could find Jesus and kill him. They were so excited and so they agreed. They wanted Jesus dead, and this was exactly what they needed to get him!! The chief priests tried to pick a time to arrest him where no one would see them; the last thing they wanted was to create a big scene in front of all of Jesus' followers! They would do it at night.

(Luke 22:47-53)

The next night, Jesus was in the Garden of Gethsemane praying and speaking to his disciples because he knew what was about to happen to him. When a crowd of officials came with Judas, Judas walked up and gave Jesus a kiss on the cheek, which was a customary way to greet people in their day. Then Jesus said, "Judas, are you going to betray the son of man with a kiss?" He knew that Judas had already told the guards, "The man that I kiss is Jesus." The disciples saw that the guards looked like they had come for Jesus so they said, "Lord, shall we strike them with the sword?" Before Jesus could even answer, Peter took out a sword and cut off the ear of one of the guards. Jesus said, "Stop! No more of this!!" So he touched the ear of the man, and healed him. So Jesus said to them, "Have you come to arrest me with swords and clubs like you would if you had to arrest a robber? I have been with you everyday in the temple and you didn't do anything to me then, but now that it is dark, you can do the evil things that you are about to do." You see, Jesus even knew that the high priests were afraid of what Jesus' followers would do, if he were arrested during the day at the temple. So Jesus went with them without a fight.

(Luke 22:63-65)

Now the soldiers that were holding Jesus in their custody were beating Him and making fun of him. They put a blindfold on him and would say, "Prophecy, tell us who is the one hitting you?!" They were saying many things that were bad, and they did not believe that Jesus was really the Son of God.

(Luke 22:66-71)

The next morning, the chief priests and scribes assembled together, and called Jesus into their presence. They said, “If you are the Christ, tell us.” Jesus said, “I could, but you won’t believe me.” Then they said, “Are you the Son of God?” Jesus said, “Yes.” Then they said, “What more proof do we need that he is crazy? He says he is God!” In that time, if anyone said anything against God, or said that they were God, they were killed!

(Luke 23:1-5)

So, they all took Him over to a man named Pilate. Pilate was the person with the most authority, and if he gave the word, that person could be killed, but not without his permission. So when they took Jesus in front of Pilate, they said, “We found this man misleading the country and forbidding to pay taxes and saying that he himself was Christ the King!” So Pilate said to him, “Are you king of the Jews?” Jesus answered him and said, “It is as you say.” Then, Pilate said, “I find this man to have done nothing wrong.” But the priests kept on insisting, “He stirs up the people!”

(Luke 23:13-25)

Pilate got all the people together who had brought Jesus to him. He said, “You have brought this man to me as one who stirs up trouble. I have examined him in front of you and can’t find anything that he has done wrong. Herod, the other leader, can’t find anything that he has done wrong either. Therefore I will punish him and release him.” Since it was right before one of their holidays, called the Feast of the Passover, Pilate would release one prisoner. So when he made this announcement, the crowd yelled, “Away with that man, and release Barabbas for us.” Barabbas was another prisoner who was in jail for murder. Pilate did not want to release Barabbas, so he asked them again to decide, but the crowd kept yelling, “Crucify him, Crucify him!” Then, Pilate said a third time, “Why do you want this man dead? I have found no fault in him. I will punish him and release him.” But the crowd kept shouting to crucify Jesus. Finally, Pilate gave in, and said that they could crucify him. He let the man who was a murderer go free, and he let them do what they wanted to do to Jesus.

(Luke 23:26-49)

As they took Jesus to the spot where they were going to kill him, they had a man from the crowd, carry the cross for Jesus as he walked down the street. As Jesus passed by, there were women weeping because they knew that He was going to be killed. Jesus told the women not to cry, because he knew that even worse things were going to happen after he would be killed. There were two other criminals, who were also being crucified that day. They put Jesus on the cross, in the middle of the two criminals--one was to his right, the other to his left. Then Jesus looked at the men who were crucifying him and said, “Father, forgive these men for they don’t know what they are doing!” There were many people watching, as Jesus hung on the cross. Some were saying, “He could save everyone else, why can’t he save himself?” The soldiers were saying the same thing. One of the soldiers even hung a sign above Jesus’ head that said, “King of the Jews”. This was to make fun of the fact that Jesus called himself the Son of God.

As the men were hanging there, one of the criminals said to Jesus, "Aren't you the Son of God? Well then save yourself and save us!" The other criminal spoke back, "Don't you have any respect for God, since we are all suffering under the same sentence? We deserve to die because of what we have done, but this man has done nothing wrong." Then he said, "Jesus, remember me when you go to your kingdom." So Jesus said to the criminal, "Truly I say to you, today you will be with me in Paradise."

Now, it was about 12 noon and darkness fell over the whole land, for about three hours. Then, as it was getting dark, Jesus said, "Father, into your hands, I will commit my spirit." When he said this, he breathed his last breath. When this happened, the crowd who had been saying bad things said, "This man must have been innocent." Then everyone who had come to watch Jesus die left beating their breasts as a sign that they were sad about what had happened.

Three days later, Jesus rose from the dead. He escaped from the tomb where He was buried. The clothes that He was wrapped in for burial were left like an empty shell. The body was gone, but the grave clothes still looked as if someone were inside of them. Then Jesus began to appear to people in order to show them that he was alive, and no longer dead. When he appeared to his disciples, Jesus said, "It is written in the Old Testament that the Christ would suffer and raise from the dead on the third day. This would be the way that people could be forgiven for their sins. You have seen this. Go and tell people what you have seen." Then shortly after, Jesus went up into heaven to be with His Father as a God who is alive and not dead!

DISCUSSION QUESTIONS

Who was the person that told the chief priests where they could find Jesus? (*Judas.*)

Did Jesus try to get away when they arrested Him? (*No.*)

How do you think Jesus felt, being arrested, when He knew He had not done anything wrong?

What does it mean to forgive someone? (*To tell them you are not mad anymore, to tell them that they don't have to pay you back what they owe to you, or to tell them you will not hold the thing that they did, against them anymore. Forgiveness is giving up the right for revenge.*)

Why was Jesus willing to die on the cross? (*Because He loved us, and forgave us of our sins.*)

How did Jesus' death on the cross pay for our sins? (*We all deserve to die, because we have sinned. Jesus was someone perfect, who died, and who did no wrong. So He took our place. This way we wouldn't have to die.*)

How can we know for sure, that we are going to heaven? (*If we believe that Jesus died on the cross, we are truly sorry that we have sinned, we have asked Jesus to forgive our sins, and asked him to come into our heart and be our savior.*)

Why do you think that Jesus was willing to die on the cross for us?

Let's open our Bibles to **John 3:16**. Can someone read that for us? Be listening for why you think Jesus died on the cross.

According to John 3:16, why did Jesus die? (*Because he loved us!*)

Did Jesus die on the cross for your sins or just the people who were alive a long time ago? (*Jesus died for everyone.*)

Remember, when you owed (the director) all that money before Bible Club, and then (Staff) offered to pay your debt? **What did you have to do to get them to pay it?** (*You had to go and ask for it and accept the gift that was being given.*)

It is not enough just to know about what Jesus did for us on the cross, you must ask Jesus into your life. If there is anyone who would like to do that, come and talk to me after we pray.

Pray with the children and ask God to open their hearts to Him.

WEEK 1 - SKIT

CHARACTERS: Reuben, Bobby and Maria

SCENE: Reuben and Bobby are playing against each other on a video game and Maria walks in on them.

REUBEN: *(walking up to the video game)* Hey Bobby, do you want to play Mortal Combat?
(or any game that your kids play)

BOBBY: Okay, but you know I'm gonna smoke you in this game. *(Jokingly)*

REUBEN: You're on!

Boys begin playing the game and really getting into it.

REUBEN: There goes your first man. I guess you're not as great as you thought you were.

BOBBY: Just wait, the game's not over yet!

MARIA walks up to the boys.

MARIA: Hey, guys, who's winning?

REUBEN: Hey Maria, I'm winning, and he said he was going to beat me!

MARIA: I think this game is cool, but I haven't really played it that much. Can I play?

BOBBY and REUBEN look at each other.

REUBEN: Maria, you can play in my place. I will show you what to do.

MARIA: Wow, you would do that for me?! Thanks, Reub!

REUBEN: Okay, this is what you do.....

DEBRIEF:

In this skit, someone represented a Christ-like character quality. Who was it? *(Reuben, because he gave up his turn for Maria.)*

Does anyone remember what we are studying this month? *(Forgiveness.)*

Does anyone know how this skit could be an example of the forgiveness God gives us?
(God knew that we didn't do anything to deserve getting into heaven, because we weren't perfect. Reuben knew that there would be no way that he would beat Bobby, if he let Maria play the game, because she wasn't very good. Reuben let Maria have a chance, because he loved his relationship with his sister, more than he loved a video game. He knew that he could always play Bobby again. Reuben let her play when he was already ahead, that made it easier for her. That is what Jesus did for us. He died for our sins and gave us an advantage, which we had no way of earning! He showed us grace, just like we learned about in practical living.)

What are some ways that you could show this kind of grace and forgiveness to others?

WEEK 1 - MEMORY VERSE

MEMORY VERSE: Bear with each other and forgive whatever grievances you may have against one another. Forgive as Christ forgave you.

Colossians 3:13

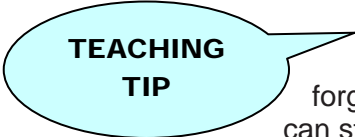
This verse says we are to “bear with one another,” which means to put up with the wrong things that others around us are doing. Then, it goes on to say, don’t just bear with them, forgive whatever else it was that set you off. Paul realizes that many people’s natural reactions would start with, “but he...” (justifying our reason for not forgiving). So, Paul silences all reasons why we could hang on to our grievances by saying, “Forgive as Christ forgave you.” When you think of all the things that Christ had to forgive in your own life, you realize that you have a long way to go in order to forgive others in that same manner.

TEACHING THE VERSE

- Read the scripture to the children.
- Teach two of the actions from below at a time.
- Each time you teach two new actions, start at the beginning again. This is so the children do not forget the previous actions.
- Do this until you’ve completed the verse.
- Then, do it two more times as a group.
- If you have the time, separate the children into two groups and see who does the best job reciting the verse.
- For this verse, have the students pair up. Many of the actions require a partner.
- The partners should probably be girls, with girls and boys, with boys since touching is involved in the motions.
- Be sure to explain the verse to the children.

- Bear:** Make claws with your hands, holding them beside your face and make a Scary face, like a bear.
- with:** Have the students lock arms.
- each:** Bump hips.
- other:** Point to your partner.
- and:** Face your partner with hands to your sides.
- forgive:** Shake hands with your partner, vigorously and smile.
- whatever:** Put our hands out, palms up as if to say, “No big deal, or whatever”.
- grievances:** Use your fingers to rub your forehead, as if to be thinking or worrying.
- you:** Point to your partner.
- may:** Clap hands.
- have:** Clap hands.
- against:** Put your fists, up as if to fight
- one:** Point to your partner.
- another:** Point to people around the room.
- Forgive:** Shake hands with your partner vigorously and smile.
- as:** Shake your finger at your partner as if you were telling them what to do.
- Christ:** Hold arms parallel with the floor, straight out from your shoulders, as if to imitate Jesus on the cross.
- forgave:** Shake hands with your partner vigorously and smile.
- you:** Point to your partner.

The students should have been facing their partners, almost the whole time. Now they should face the front, and yell as loud as they can, “**Colossians 3:13!**”



TEACHING
TIP

Believe it or not, they say that if you yell something, it helps you to remember it better. The reference of the verse is most commonly forgotten for all of us. Have them try yelling it, if you and your neighbors can stand it, and see if there is any improvement in that area. Plus, the kids love getting to be loud on purpose!

Scramble Verse

MATERIALS: The verse written out, one word on one small piece of paper; a set per two children.

- Each pair is given a scrambled verse set.
- When the leader says, “Go”, the pair tries to unscramble the verse.
- The pair to get their verse laid out correctly first, wins.

WEEK 1 - PRACTICAL LIVING

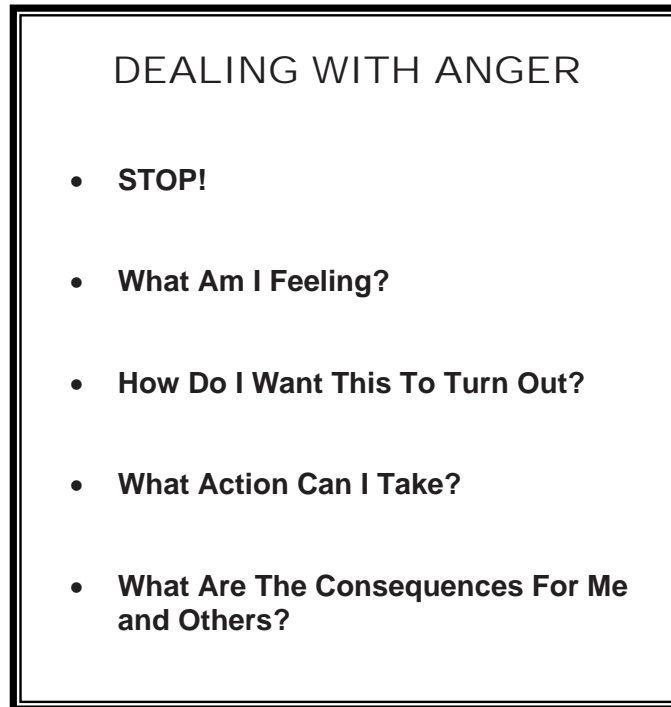
Dealing With Anger

Part I

MENTOR NOTE: For the next three weeks, you will be discussing how to deal with anger. Each week it will be approached in a slightly different manner. However, due to the importance of the topic there is a lot of repetition.

- Have the children lay on their backs on the floor.
- They are not to touch anyone.
- Ask them to think of a time when they felt really angry.
- Give them a few moments.
- **Say: “Stop!”**
- **Ask: “What are you feeling?”**
- Allow a few to answer. But they must stay on their backs.
- **Ask: “How would you want this situation to turn out?”**
- Remind them there are consequences to what we do.
- Somebody hurts you so you go and hurt him or her worst. You could get suspended from S.A.Y. Yes!®, or you could get arrested, or the person may come back and hurt somebody you love.
- “Vengeance is Mine, I will repay.” (Deuteronomy 32:35; Hebrews 10:30) God promises to deal with those who hurt us. You probably won’t see how He deals with them. Will you trust Jesus?
- **Ask: “What action can you take?”**
- Have the kids sit up.
- Write their answers on a board or on butcher paper.
- **Ask: “What are the consequences for you and others?”**
- Work with them to think this through.
- Make the children be realistic.
- Talk about how the consequences make them feel?
- Make a list of positive actions that can be taken when we are angry.
Pray, count to ten, hit a pillow, do jumping jacks, say a memory verse

- Give them some good verses to say when one is angry.
- Have written on poster board the steps you just went through



- Give them a copy (see next page) to take home

DEALING WITH **ANGER**

- **STOP!**
- **What Am I Feeling?**
- **How Do I Want This To Turn Out?**
- **What Action Can I Take?**
- **What Are The Consequences For Me and Others?**

DEALING WITH **ANGER**

- **STOP!**
- **What Am I Feeling?**
- **How Do I Want This To Turn Out?**
- **What Action Can I Take?**
- **What Are The Consequences For Me and Others?**

WEEK 1 - READ-A-LOUD

“No Greater Love”

By John W. Mansur, found in *The Moral Compass*, William J. Bennett pgs. 466-467

Summary: This story is about a girl in an orphanage, who became very ill. An American doctor arrived to help this poor Vietnamese orphan, but they did not speak the language of the young girl. They needed a blood donor to keep the girl alive, and neither the doctor nor the nurse had matching blood types. After testing a few of the orphans, they found several that matched. One boy volunteered to give his blood. Finally, a Vietnamese doctor arrived. She comforted the young boy giving blood, and found out that he thought he was giving all of his blood for her. When the nurse asked him why he volunteered, his reply was, “Because she is my friend.”

This is what we want the children to see about Jesus. He gave his perfect blood for us, so that we might live!

PRE-READING QUESTIONS

Does anyone know what an orphanage is? (*A place that takes care of children, whose parents have died, and they have no one else who can take care of them.*)

If your best friend needed you to do something for him/her, what would be the most you would do for him/her? Would you run into a burning building, to save him/her?

What did Jesus do for the people he loves? (*He died on the cross.*)

This story is called, “No Greater Love.” **Can anyone guess what you think this story is going to be about?**

Let’s read and find out what orphanages, best friends, and Jesus have in common.

POST-READING QUESTIONS

What did the little girl in the story need to stay alive? *(A blood transfusion.)*

Who was willing to give her what she needed? *(A boy in the orphanage.)*

Why do you think that the little boy was willing to give all of his blood for the girl?

Do you think you would do this for someone?

Did you know that someone has already done that for you?! Isn't that awesome to think about?

What did the verse mean at the end, "Greater love has no man than this, that he lay down his life for a friend?"

We have nothing to worry about when we die as Christians, because we know that we will go to heaven. We know that we can get into heaven, because if we have asked Jesus into our hearts, he has already paid the price for us to go! Isn't that good news?

WEEK 1 - CRAFTS

✂ Something Beautiful from Something That is Not

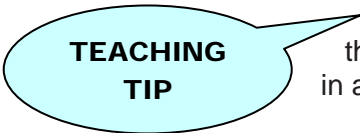
MATERIALS: As many different colors of construction paper as you can find (all of your old construction paper scraps can be used on this craft), glue, white paper (heavy if possible), pencils, and black markers, yarn.

SET UP

Cut construction paper in strips, any size is fine.

TO BEGIN

- Have each child choose 8 to 10 strips.
- Tell them to think of something that they want Jesus to forgive, that they have done. It could be a one word item such as: lied, stole, cheated, disobeyed, disrespected, etc.
- You might want to write some of these things up on a board somewhere, so that they won't have to worry about spelling them.
- Tell them, "When Jesus forgives our sin (Holding up a scrap of paper with the sin written on it) He forgives it and forgets it."
- As you are talking, tear up the "sin" into little pieces.
- "Today, we are going to make something not good, into something very beautiful!"
- Have the children do what you just did, but with 8-10 strips.



**TEACHING
TIP**

This craft should look like a mosaic. Use this word with them, so that they can learn what it means. If you can find a picture of a mosaic in an encyclopedia or a book, that would be great!

TO CREATE

- Give each child one piece of white paper.
- Have them draw a picture on it, with a pencil.
- The pictures that work best might look like a stained glass window.
- Be sure to have an example made up ahead of time, so that they can see what you mean.
- With the torn up pieces of their "sin" paper, they can make a pretty design.
- Tell them that if there are parts of words on a piece, it is okay to let them show, because our sins are not always a secret. Sometimes God can use the things that we did, to help someone else.

Week 1 – God Forgives Us


- You can use the black markers, if the students want to add an eye or something to the picture, after they place the paper pieces in their spot.
- Be sure to let the pictures dry flat.
- Make a frame, by giving yarn around the outside edge.

GUIDED CONVERSATION

What does it feel like, knowing that Jesus will forgive all of your sin?

Why do you think that we tore up the pieces of paper on which we had written our sin?

When we confess our sin (tell Him or agree with Him about what we've done) He forgives us, and the sin is gone in God's eyes. There are still consequences of an earthly nature.



**Imagine what this would
look like if it were full of
color – a true mosaic**

WEEK 1 - RECREATION

DAY ONE: Team Building

MATERIALS: Butcher paper, marking pens.

SETUP:

- Today you are going to create two permanent teams. These teams will play together everyday during recreation time. Change the teams around every month or two.
- You will want to make sure the teams are evenly matched, age-wise.
- Sit down as a Staff team and decide who will be on what teams.

TO DO:

- Have each team come up with a team name.
- Have each team create a team cheer.
- Remember that during recreation time, winning isn't as important as participation and spirit.
- Make posters, which you will post up and keep the scores.
- The poster needs to be placed where the kids can see it.

THE FORGIVERS		THE FORGIVENESS BRINGERS	
COMPETITION	SPIRIT POINTS	COMPETITION	SPIRIT POINTS
1,000	20,000	2,000	10,000
500	10,000	1,000	30,000
500	40,000	2,000	10,000

- Explain that competition points will be given out in one thousand increments and Spirit Points in ten thousand increments.
- At the end of each week, you can give out S.A.Y. Yes![®] dollars in accordance with the points. Every 1,000-competition points may be worth 1 dollar, and every 10,000-spirit points may be worth 3 dollars.
- The coordinator of recreation assigns the points.

- What are some things they can do to earn Spirit Points? Participate in everything, cheer on teammates, don't cheat, and don't complain, don't tease or call names, etc.
- Be sure to talk about forgiveness in relation to playing games. Someone may shove you hard while playing Capture the Flag, or someone may cheat. Can they think of times they may need to forgive during recreation? What about having less recreation time because kids were messing around during homework time?
- Have the two teams do their cheers. Begin the scoring with this activity.
- How many of the kids participated? How did they encourage each other? How creative was the cheer? Did it include physical activity? (Making a pyramid, doing hand gestures, etc.)
- If time is left, have a game ready from the past weeks to play.

DEBRIEF

When you are playing on a team, what are some actions of others you need to forgive?
(Being put down if one doesn't play well; someone who hogs the ball; being shoved purposefully or accidentally, etc.)

DAY TWO: RED ROVER, RED ROVER

MATERIALS: None, unless boundary markers are needed.

SET UP

- Players get to their two teams, facing each other.
- Stand about two yards from each other. The closer the teams are, the safer this game is. They have less space to gain momentum.



- Each team holds hands.
- A coin is flipped, to see what team will go first.
- The team can decide together whom they want from the other team to come over. Try to monitor the deciding process, so it doesn't take more than ten seconds. You might want to count out loud.

TO PLAY

- Team #1 all together calls out “Red Rover, Red Rover send Laticia over”.
- Laticia, then runs across as hard as she can, and tries to break through the opposing line where it is the weakest.
- If Laticia breaks through the line, she may choose two players to return with her, to her team. (If your group is small, you might want her to only choose one player and then the game will last longer.)
- If Laticia is not able to break through the line, she must remain on the opposing team.
- The winning team, is the one with the most players at the end of the time of play.
- The teams’ players will get mixed up on this game. The team that should be credited with the win for the competition points, should be the team that makes up the most members of the winning team, regardless of what side they were on at the beginning the game.

DEBRIEF

Did everyone hold on as tight as possible, even when it was one of their teammates coming at them?

Did anyone get hurt, or feel pain while you were playing?

(To the one who said he/she was hurt) **Were you able to forgive the one who caused you pain? How did you show you had chosen to forgive?**

When someone causes us pain we want to strike back. When we choose to forgive, we don’t strike back, we don’t say anything, and we are loving and kind to the person.

DAY THREE: MOVE AHEAD, FALL BACK

MATERIALS: A chair for each child.

SET UP

- Place the chairs in a circle with the seats turned to the inside of the circle

TO PLAY

- The children sit in the chairs.
- An adult asks the questions listed below.
- The children respond according to the directions.
- Children will eventually be sitting on top of each other (that’s what makes the game fun!)

Game Questions

- Move ahead one seat, if you combed your hair this morning.
- Move ahead two seats, if you went to school today.
- Move back three seats, if you didn't brush your teeth this morning.
- Move ahead one seat, if you got an "A" in reading, on your last report card.
- Move back two seats, if you didn't eat breakfast this morning
- Move ahead one seat, if you've eaten a piece of fruit today.
- Move ahead two seats, if you've eaten a vegetable today.
- Move back two seats, if you didn't turn in homework, that was due today.
- Move back five seats, if you called someone a name today.
- Move forward five seats, if you forgave someone this week, who hurt you.
- Move ahead four seats, if you told your Mom you loved her this morning.
- Move ahead three seats, if you washed your hands before lunch today.
- Move ahead six seats, if you hugged your S.A.Y. Yes![®] staff today.
- Move back three seats, if you belched loudly today.
- Move ahead ten seats, if you put a napkin in your lap at lunch today.
- Move back three seats, if you picked your nose today.
- Move ahead ten seats, if you prayed to thank God for your lunch today, before you ate.
- Move back one seat, if you didn't respect your teacher today, by something that you said.
- Move ahead eight seats, if you read your Bible before bed last night.
- Move back three seats, if you drank a soda yesterday.

Make up your own questions to fit the children at your S.A.Y. Yes![®] Center

DEBRIEF:

What did you like about this game?

What didn't you like about this game?

What were some things you maybe needed to forgive, during the game? (The first two questions may give some hint of what the answers will be here.)

When we play a game like this one, we may hurt each other's feelings. We must forgive one another. We also need to learn to just have fun with each other. We need to laugh with each other and not at each other.

S.A.Y. Yes![®] should be a safe place for you to come. If there is ever a time when you don't feel safe here, please tell an adult.

DAY FOUR: Free Play

MATERIALS: All the fun equipment that you have

Let the children be free to play their own games on this day and observe them as they play. See how willing to forgive each other they are on a daily basis. Notice their responses now so that you can compare them at the end of the month.

DEBRIEF

Did anything happen while you were playing, that needed to be forgiven? (Be prepared to handle issues that might come up.)

What does it mean to forgive? (*To give up the right for revenge. To choose not to strike back when hurt.*)

ACCEPTANCE OF FORGIVENESS: WEEK 2

WEEK 2 – BIBLE CLUB

LESSON AIM: To help the child understand how we need to accept the forgiveness that is given to us.

SCRIPTURE: John 13:31-38, 18:15-18, 25-27, 21:1-20

MEMORY VERSE: Bear with each other and forgive whatever grievances you may have against one another. Forgive as Christ forgave you.

Colossians 3:13

Peter's Denial

Jesus is getting ready to die, and He is preparing his disciples for this event. He tells them to love each other. Jesus tells Peter, who was known to have been the closest to Him, that he will deny him three times before the rooster crows. Peter can hardly believe it when Jesus tells him this! Yet only a few hours later, Peter is doing the very thing that he swore he would not do. As soon as his last words are uttered, Peter hears the rooster crow and he remembers the words of the Lord. Luke 22:61 even says that Jesus saw him! Peter made eye contact with his beloved teacher that he just betrayed! His next response showed the attitude of his heart, "And he went out and wept bitterly."(Luke 22:62)

This week will focus on the one thing that you think that you will never do, the thing that you have promised yourself you would not do, yet you do it anyway. Then, you have to repent for your sin, and in this difficult process of repentance, you receive forgiveness from our loving, Heavenly Father. He is holding forgiveness out to you. Will you take it? It sounds strange that we would even think to not receive forgiveness; yet, many times we want to punish ourselves. Jesus, however, has already thrown our sin into the sea. He does what we humans find almost impossible to do--He forgives and never reminds us of it again.

When we can receive the forgiveness offered by Jesus, we are free to receive the joyful, abundant life, which He has designed for us. So many times, we listen to Satan's lie. He tells us that we are not worthy of this forgiven life, because of the horrible wrong that we have done. This is what we need to communicate to the students this week. Once we ask forgiveness, Jesus forgives us, and will never remind us again. Now, we must accept the forgiveness that He offers.

What we want the students to see in this Bible Club, is how Peter did indeed a terrible thing. He denied that he knew Jesus, yet he had a repentant heart, and Jesus forgave him. Peter went on to have an incredible impact on the world, for Christ. If he had not accepted Jesus' forgiveness, he would have missed out on the many blessings that would come from following his Lord.

Week 2 – Acceptance of Forgiveness

Discipleship
Tip

Take some time this week to spend with your students, one-on-one. Ask them if they have taken advantage of the complete forgiveness that Jesus offers. Remind them that they are completely forgiven, once they ask Jesus to take over their lives. Inspire them by sharing with them something that you thought God could not forgive. Be vulnerable so that they can see Jesus in you!

Hook

MATERIALS: Two snacks for your children, one that they don't particularly like, and one that they really like!!

SET UP

- Set out a snack at each student's seat before they arrive--one that they don't particularly like.
- Set the snack that they do like, someplace where they can see it, when they come in the door.

ACTIVITY

- If anyone asks for the other snack, have the director tell the children individually, that they are for someone else, for another time, or anything else the director can think of.
- Have the director leave the room.
- When the director is gone, have another staff, two if possible, say that they really want the good snack, and that they think they should go ahead and eat them.
- Have the staff pass out the snacks to the children, and eat one themselves.
- Have the director return once the snacks are passed out, and the children are about halfway through eating them.
- When the director returns, have him/her say, "I thought I told you guys that those were for later."
- Then the director should look at the staff, disappointedly.
- If there are two disobedient staff, have both ask the director for forgiveness, in front of the students.
- One staff should ask for forgiveness, and then go and hug the director, and seem to go on about the day.
- The students should do as that staff did.
- If possible, you could have other staff who ask for forgiveness, yet keep "kicking themselves." They mope around and continue to feel bad for what they did.
- Do the debrief questions, as soon as you get into Bible Club.

DEBRIEF

What did you think when you saw the other snack just sitting there, and then you saw the snack that we were having today?

How did you feel when the director told you that they were for another day?

How did you feel when the other staff told you that you should go ahead and eat the good snacks?

How did you feel when the director walked in while you were eating them? What did you think that he/she would say?

(If you had two staff, ask this question about staff #1 who accepted forgiveness)

What did you think about the way _____ acted, when he/she found out she/he did something wrong?

How did she respond after the director forgave her?

(If you had two staff, this would be the one who did not accept forgiveness.)

What did you think about the way _____ responded, when she/he asked for forgiveness?

Did you think that it was hard, or easy to accept the director's forgiveness for what you did wrong?

Today, we are going to hear a story about someone who did something really wrong, and how he accepted forgiveness.

Bible Story

MATERIALS: Paper bag puppets, fake fishing net for one of the puppets to hold, and the script for the BIBLE STORY.

BEFORE BIBLE CLUB:

- Make paper bag puppets for the characters listed below.
- Find something to make a fishing net, for the puppet to hold.
- You can make the net out of a piece of cloth, or a facial tissue.
- Find some way to tape it on to the puppet, when the time in the story is right for Peter to fish.

How to make paper bag puppets:

Use the part of the bag that folds as the mouth (the bottom and the side).

Make eyes and nose for the face with a marker or with glue on eyes.

Use construction paper, felt, or cloth to make the clothes for the puppet.

Characters needed:

Peter

Jesus

Servant girl, Mary

Servant boy, John



(The characters are written together, because these characters have small parts, and you can double them up, and use the same puppets for both characters.)

TEACHING TIPS

You can use puppets that you might already have around the center.

Have your older students make them for you the week before if you do not have them. This creates a sense of ownership at the center for them.

You could even have them do the puppet show for you!

If you used the Trust unit already, you could use the same puppets that you used to tell the story of Jonathan and David.

Set up a table that is turned on its side to use as a puppet theater.

You can also use anything you can think of; just make sure the puppeteers cannot be seen by the audience!

DURING BIBLE CLUB:

Script for the Puppets:

This story is written from the viewpoint of Peter. Many times he will address the audience directly. Be sure to take note of those times. Try to use different voices for different characters, if at all possible!

Peter: Hey everybody! I am here today, to tell you a story that you are not going to believe. It's all true though, because it happened to me. So who better to tell it than me! You see, I did something sooooo bad, I thought that someone could never forgive me. The problem was I did this bad thing to a very important person! Someone who I loved very much! Can anyone guess who it was? *(Let the children guess.)* It was Jesus! Can you believe it! *(Have the puppet act embarrassed.)* It is still a little hard to tell the story, but I will tell you, so that maybe you can see how Jesus forgave me! I guess I should start at the beginning. Well, one day all the disciples were sitting around the table, right before Jesus was going to be killed, and he was telling us a few last words...

(Bring the puppet down, and put the puppet back up, with Jesus and Peter together.)

Jesus: Little children, I will only be with you a little while longer. You will look for me, but I tell you this, where I am going you cannot come. A new commandment I give to you, that you love one another, even as I have loved you, that you also love one another. By this, all men will know that you are my disciples, if you love one another.

Peter: Lord, where are you going?

Jesus: Where I am going, Peter, you cannot follow me, but you will follow later.

Peter: Lord, why can't I follow you right now? I will lay down my life for you!

Jesus: Will you lay down your life for me? Truly I say to you, a rooster will not crow until you deny me three times.

(Characters disappear.)

Peter comes back and addresses the audience.

Peter: Can you believe Jesus said that? Here I was, telling Jesus that I loved him so much that I would die for Him, and He tells me that three times before the night is over I will say that I don't even know who He is!! Not me! Not Peter! Well, wait until you see what happens!!! They had come that night to arrest Jesus. I was standing right there. I tried to defend Him by trying to fight one of the guards with my sword, but Jesus said, "No." They arrested Him and took him away. I followed behind the guards to the court of the high priests where they were taking Jesus. I was just standing there trying to see if I could see Jesus when....

Week 2 – Acceptance of Forgiveness

(Peter disappears and reappears with the servant girl.)

Servant girl: Hey, you, *(Peter looks her way)* I am a servant girl and I was just wondering, you are not one of the followers of Jesus, are you?

Peter: No, I am not!

(Characters disappear.)

This time Peter peaks out from the stage, almost trying to hide his face without looking at the audience. He says:

Peter: Can you believe it? *(Looks up at the audience)* I lied about Jesus to a servant girl!! What was she going to do to me!! But I lied anyway! Just wait, *(Peter puts his head back down)* It gets worse! I was standing there, warming my hands in the fire when....

(Peter disappears and reappears with the servant boy. Peter is looking the opposite direction of the servant boy, and looking into the fire--an imaginary one is fine!)

Servant boy: Hey, you, *(Peter looks his way.)* You are not one of the disciples of Jesus, are you?

Peter: No, I am not!

Servant boy: I am the slave of the high priest, and I thought I saw you with Jesus in the garden tonight, when they arrested him. You tried to cut my cousin's ear off, when they arrested Jesus, but Jesus healed him.

Peter: No, it wasn't me!

Make a sound as if a rooster is crowing. Peter looks around to see Jesus watching him from the steps of the court. Peter turns away and begins to cry.

(Characters disappear.)

Peter returns this time, sniffing.

Peter: (sniff, sniff) I actually did it. Just like Jesus said I would, but I promised myself I would not do it!!! (Sniff, sniff) The worst part about it was that Jesus saw me!! Can you imagine how bad I felt! I was caught doing the very thing that I knew would hurt the person that I loved! But the amazing thing is what happened next. I think you guys heard last week about how Jesus died on the cross. Well, after I said that I didn't know him, they crucified Him. I really felt bad because I never got to say I was sorry. He died and I never got to make things right! It was awful! Now I am in a real mess. I believed that Jesus was telling us the truth when he had said he would rise again in three days. I really wanted to see Jesus alive because I loved him and I had traveled with Him the last three years, but we kind of ended on a bad note. I mean what if he was alive and he saw me and he was mad at me for what I did? I can't say that I blamed him, but I didn't know what to do. Well, I couldn't decide, so I decided I needed some time to think. I went back to what I did before I ever met Jesus. I went fishing!! So, It was late at night and some of the other disciples and I were out fishing. We had fished all night and had caught absolutely nothing! Then, when daylight was just beginning to break, we heard something coming from the shore!

Week 2 – Acceptance of Forgiveness

(Peter disappears. Returns with fishing net attached to him. He is with John in the boat and Jesus is calling to them from the shore. To give the illusion of being on the water, you could make the puppets bob up and down slightly.)

Jesus: Children, you do not have any fish do you?

Peter & John: No!

Jesus: Cast your nets on the right side of the net and you will have a catch!

Peter: I know who that is! That is Jesus! *(He jumps into the water and swims to shore)*

Jesus: Bring some of the fish that you caught and come over here to have some breakfast.

(They eat breakfast)

Jesus: Peter, do you love me more than these?

Peter: Yes, Lord, you know that I love you!

Jesus: Tend my lambs. Peter, do you love me?

Peter: Jesus, you know that I love you!

Jesus: Shepherd my sheep. Peter, do you love me?

Peter: Jesus, you know everything! You know that I love you!

Jesus: Follow me!

(Characters disappear.)

Peter reappears.

Peter: I was so excited. I got to see Jesus alive, and he wasn't mad. You know when I saw Him, I could have looked the other way and ignored Him, but I knew that He would forgive me, and I wanted things to be right with us, so I ran to Jesus. Actually I jumped into the water and swam to Him. You know how He asked me three times, if I loved Him? He did that, because I said that I didn't know who He was three times. So He gave me a chance to kind of do things over. He forgave me. Even for the thing that I thought that I could be forgiven for, but I had to accept the forgiveness that He gave! Let me tell you, when I took it, it was great! The best thing that I could have ever done! I went on to have many exciting years of telling people about Jesus!

DISCUSSION QUESTIONS

Who were the characters in the story? *(Peter, Jesus, the servant girl, the slave of the chief priest, John, and Mary.)*

What was it that Jesus said Peter would do? *(Jesus said that Peter would deny Him three times.)*

Does anyone remember how long Jesus said it would be, before Peter betrayed Jesus? *(Before the rooster crowed.)*

Who was it that asked Peter if he knew Jesus? *(A servant girl and a slave.)*

What did Peter do, when he realized what he had done? *(He cried!)*

At snack today, do you think you could have felt something like Peter might have felt, when Jesus saw him saying the wrong thing?

What did you have to do, when you were doing the wrong thing? *(Apologize and ask for forgiveness.)*

Could Peter ask Jesus to forgive Him? *(No.) Why?* *(Because Peter thought Jesus was dead.)*

What happens today, when we do something wrong against God? Can we ask Him to forgive us? Let's see what the Bible says. Open your Bibles to **1 John 1:9**. Can someone read that for us?

What does it say to do, when we sin? *(Confess our sin - admit that we sinned)*

What does God say that He will do? *(Cleanse us from all unrighteousness.)*

Does that mean we have to keep feeling bad? *(No!) Why not?* *(Because we are forgiven!)*

Do you remember last week, when we talked about Jesus dying on the cross? Do you remember who told the officials where Jesus could be found? *(Judas.)*

Do you think that Jesus could have forgiven Judas for what he did? *(Yes!) Why didn't He?* *(Because Judas did not admit that he did anything wrong, or ask Jesus to forgive him.)*

Both Peter and Judas did something very wrong, but there is a big difference in these two men. Would you rather be like Peter, or Judas? Why? *(Peter, because he was able to ask for forgiveness, and was able to receive that forgiveness from Jesus.)*

Have a time of prayer with the children. Help them ask for forgiveness from the Lord, for anything that they feel they need to make right, and to be able to accept this from Him.

WEEK 2 - SKIT

CHARACTERS: Maria, LaTasha, Reuben, Maria and Reuben's Dad

SCENE: Maria is at home, and LaTasha comes by to visit her. Reuben and his dad come home, half-way through the skit.

MARIA is sitting in her house, crying softly and the doorbell rings. She goes to the door, and LATASHA is there.

LATASHA: Hey, Maria, do you want to come out to....*(notices MARIA has been crying)*
Maria, are you okay?

MARIA: I did something very bad, LaTasha!

LATASHA: What happened, Maria? It can't be that bad. You are always the one, bailing me out of stuff. I'm sure it is nothing worse than something I have done. What is it?

MARIA: Well, when we came home from school today, since there wasn't any S.A.Y. Yes!® today, my dad said he wanted to take Reuben and me to the carnival, that's in town this week.

LATASHA: That doesn't sound so bad.

MARIA: Just wait, I haven't gotten to it yet! Well, I didn't really want Reuben to go, because I knew that he would want to ride all the scary rides, and I wanted to ride some other stuff. So, my dad said that he and I would just go. I thought it was going to be so great, but when we got home, we found out that some boys down the street beat up Reuben, pretty bad. My dad had to take him to the hospital, as soon as we got back. If he had gone with us, he would have been safe!! It is all my fault!

LATASHA: Man, that is pretty messed up. But Maria, you didn't do anything to Reuben.

MARIA: If I hadn't been so selfish, he wouldn't be at the hospital right now!

REUBEN and his dad walk in the house. Maria runs to Reuben.

MARIA: Reuben, I am so sorry. It is all my fault!

REUBEN: What is your fault?

MARIA: You getting beat up. See, dad wanted you to go to the carnival too, but I didn't want you to go. If you had gone with us, you wouldn't have gotten beat up. Do you think you ever will forgive me?

REUBEN: Maria, that is sweet of you to worry about me like that, but you have to believe me, it was not your fault. I'm going to be fine.

MARIA: But I feel so bad! I feel like my heart is going to break!

Week 2 – Acceptance of Forgiveness

REUBEN: Maria, look at me. I forgive you. If you feel like there is something that you did wrong, ask God to forgive you. You already know that I forgive you. Now all you have to do is believe it!

MARIA: That is hard to do sometimes.

REUBEN: I know it is, but you have to move on. I will be okay, and you did the right thing by asking me to forgive you. Now, just believe that you are forgiven, and you will be okay.

MARIA: Thanks, Reub.

DISCUSSION QUESTIONS

Why did Maria think that Reuben getting beat up was her fault? *(Because she didn't want Reuben to go to the carnival with her and her dad. She thought if he had come, he would not have gotten beat up.)*

What was the first thing that Maria did when she saw her brother? *(She told him exactly what she did wrong, and asked him to forgive her.)*

Why did Maria say that her heart hurt? *(Because she didn't feel forgiven for what she did.)*

What did Reuben tell Maria to do now? *(Ask God to forgive her.)*

Why do we need to do that? *(Because when we sin, we sin against God and another person, if what we do affects someone else.)*

WEEK 2 - MEMORY VERSE

MEMORY VERSE: Bear with each other and forgive whatever grievances you may have against one another. Forgive as Christ forgave you.

Colossians 3:13

MUSICAL CHAIRS # DRAW

MATERIALS: Small sheets of paper with numbers on them (one sheet/number per child); small pieces of paper in a container, with same numbers as are placed on the floor; tape recorder and musical tape.

SET UP

- Tape numbers on the floor, in a large circle.

TO PLAY

- Have each child stand on a number.
- When you begin playing the music, they are to begin moving around the circle from number to number.
- When the music stops, the players freeze on the number they are on at that moment.
- The leader draws a number from the container.
- The player standing on that number recites the verse, for a set amount of S.A.Y. Yes!® dollars. (suggestion: 3 or 4)
- If the student thinks he may need help, he can share his points with the player on either side of him.
- If none of them are able to say the verse, have the entire group quote it together - no points.
- Begin the music and play again.
- Can the children tell you what the verse means?

WEEK 2 - PRACTICAL LIVING

Dealing With Anger

Part 2

MATERIALS: Write the "Incorrect Thinking" and "Correct Thinking" charts out on a poster board. Fit both on one board so that you can easily compare the two. (You may want to laminate it so you can put it up and refer to it from time to time.)

An important part of learning to handle our anger is to make sure we are not making errors in the way we talk to ourselves. Satan will also speak to our minds in mistruths, often in thoughts that sound just like our own. There are several thoughts he will give us to cause us to think wrongly. When we think incorrectly about anger, we tend to believe we have a right to take revenge. The Bible teaches us that revenge belongs only to God.

DISCUSSION

- Use the poster board to go over the charts with the children (found on page 39).
- Explain how statements 3 and 4 often work together.
- Help them see that thinking is the way we talk to ourselves. It is also a way God (or Satan) can communicate with us.
- Help them to see the importance of correct thinking in their self-talk. (Self-talk is really just another way to renew our minds.)
- Our actions have a lot to do with what we tell ourselves. As you prepare to lead this lesson be aware of your thoughts in the preceding days.
- Challenge the children to think about their self-talk.
- Give them an example of how they can talk themselves into taking the right or wrong actions.

ACTIVITY

- Divide the large group into as many small groups as you have adults.
- It will be best if you mix up the ages of children.
- Remind them they are a family and they need to learn to work together.
- Have each group create a short skit that depicts an event that activates anger. (Example: a brother accidentally breaks his sister's porcelain doll.)
- Ask the children the following questions so they will do the critical thinking needed to write their skit. On a blackboard or poster board write out the answer upon which the group agrees.
- The adults should be prepared to work closely with the children and guide them through this preparation time, using the following steps.
- You might want to assign each group an "incorrect thinking" statement (from chart) to act out. This would assure each "incorrect thinking" statement is covered.

What's something that makes you feel really angry?

Choose one of the anger triggers the kids have suggested in the creating of your skit.

Which of the "incorrect thinking" statements apply to this scenario?

(If you have assigned statements this question might be: In the instance you just described, can you think of a time you were really angry? 1). And you had no respect for the person who you felt angered you? What did you do? 2). And you assumed the person had done it just to be mean to you? What did you do? 3). And you put all the blame on the other person, you didn't think about your part of it at all. How did you excuse what you did? 4). And you insisted that what you did wasn't so bad because the other person had been meaner to you than you were to him.

How would the angry person in this skit act if they were having those incorrect thoughts?

What would they say?

How can we incorporate this into our skit?

- Have each group act their skit out for the other groups.
- The other groups try to decide which thinking error is being acted out.
- Give a point to each group that is able to guess the incorrect thought.
- The adults should not help at this point.
- If a volunteer from another group can come up with an appropriate way to respond, give that group a point.

DEBRIEF AFTER SKITS

What is one new thing you've learned about anger today? *You might give Spirit Points to those who answer honestly and without stretching just to get points.*

What does anger have to do with forgiveness? *(If we stay angry and do not forgive we will become bitter, it can make us sick. In the end we hurt ourselves more than the person who injured us.)*

I would like to have two people come up and pray. Ask Jesus to give each of us strength and wisdom to forgive those who hurt us. Ask Jesus to fill us with His love for our enemies.

You close in prayer too.

See following page for charts

INCORRECT THINKING

Disrespect others:

"That teacher didn't have the right to keep me in from recess. I have the right to talk all I want during class."

Assume the worst in others:

"I just know they were standing around talking about me..."

Blame/ Controlled by others:

"I only hit him 'cuz he was messing with me!!!"

Minimize behavior by focusing on others:

"I only smacked her -- she kicked me!"

CORRECT THINKING

Respect for self and others:

"The rules are for my benefit. I was wrong for talking so much. I will choose to listen quietly next hour so I can go out for recess after lunch."

Make no assumptions about others:

"I really don't know if they were talking about me or not. I will choose to believe the best until I have reason to believe otherwise."

Self-controlled:

"I am the only one responsible for my behavior. No matter what anyone does to me, they do not have power over me. The way I react is my choice. And I choose to walk away."

Facing responsibility -- Focusing on self:

"He may be wrong, but that doesn't make me any less wrong. I need to focus on what I did wrong and ask forgiveness. I need to ask God to help me forgive the other person for wronging me."

WEEK 2 - READ-A-LOUD



“George Washington and the Cherry Tree”

Adapted from J. Berg Esenswein and Marietta Stockard; found in
The Book of Virtues, by William J. Bennett p. 605-606

SUMMARY:

This story is about George Washington and his father. His father had an orchard, and his favorite tree was one that had been given to him from across the ocean. It was a cherry tree. One day, young George is playing with a new hatchet, and ends up chopping the tree down. When his father discovers the tree, he asks George if he knows anything about it. George confesses quickly, and so his father does not punish him as harshly, even though it was his favorite tree. George’s father said that his honesty was more important than the mistake, and he forgives him.

We want the children to see that there will be times when they fail miserably, but they need to accept the forgiveness, and move on with their lives.

PRE-READING QUESTIONS

Does anyone know from where we get cherries? Where do they grow? (*On a tree.*)

Who was the first president of the United States? (*George Washington.*)

Today we are going to read about something that he did, when he was about your age!

George Washington grew up on a farm that had an orchard. Does anyone know what an orchard is? (*A group of trees, usually the trees are all fruit trees of the same kind.*)

There is one word here that I want to make sure you know. Does anyone know what a hatchet is? (*Like an ax, but with a shorter handle.*)

Now, I am going to read you the story, and I want you to see what happens to George, as he lives on the farm with a hatchet.

POST-READING QUESTIONS

Who had to forgive someone in this story? (*George's father.*)

Who had to accept forgiveness? (*George Washington.*)

How do you think George must have felt, knowing that he chopped down his father's favorite tree?

What would you have done if you were George?

What do you think might have happened to him, if he had not accepted his dad's forgiveness?

He might have felt so bad, that he was not as brave as he used to be, and he might not have been so mighty in battles in the early days of our country.

WEEK 2 - CRAFTS

✂ “Forgiveness Necklace”

MATERIALS: Yarn, twine, or leather strips to make a necklace (about 20-24 inches long); clear contact paper; construction paper; pencils; black markers; hole punches; scissors; cross and heart patterns.

BEFORE CRAFTS:

- Cut pieces of string, yarn, or leather in pieces that are 20-24 inches long.
- Make several patterns of hearts and crosses for the students to trace.
- Make these patterns out of poster board, or a manila folder works well also.
- The patterns should be about the size of a locket, or a little larger.
- Cut squares of clear contact paper that will fit well over the pattern shapes that you drew and cut out. Each student will need two squares.
- Make a sample necklace to show the students.

DURING CRAFTS:

- Pass out a piece of string, a scrap of construction paper in the color of their choice, and two squares of clear contact paper.
- Ask the students if they remember what aspect of forgiveness you are talking about this week. (Acceptance of forgiveness)
- Tell them, **“To be able to accept God’s forgiveness, we must remember that we are forgiven. This necklace will help us remember that we are forgiven. The verse we are going to put on it, reminds us of what to do when we do something wrong and need to ask forgiveness.”**
- Have them choose a pattern to trace, or they can make their own shape if they want to design something themselves.
- Then, have them write 1 John 1:9 somewhere on their shape.
- After they have written on it, have them cover it with clear contact paper on both sides, to give it a laminated effect.
- Trim the edges. Try not to trim it too close to the edge, or the contact paper will peel back eventually.
- Punch a hole in the place where you want the necklace to go through.

Week 2 – Acceptance of Forgiveness

- An adult might need to use the hole punch, because of the thickness of the paper.
- String the yarn, thread, or whatever you are using through the hole, and tie the two ends together in a knot.
- The necklace should be big enough to fit over their heads easily.

GUIDED CONVERSATION

When do you have the most difficult time believing that you are forgiven?

Why do you think you have a difficult time believing you are forgiven?

WEEK 2 - RECREATION

DAY ONE: Cotton Ball Hockey

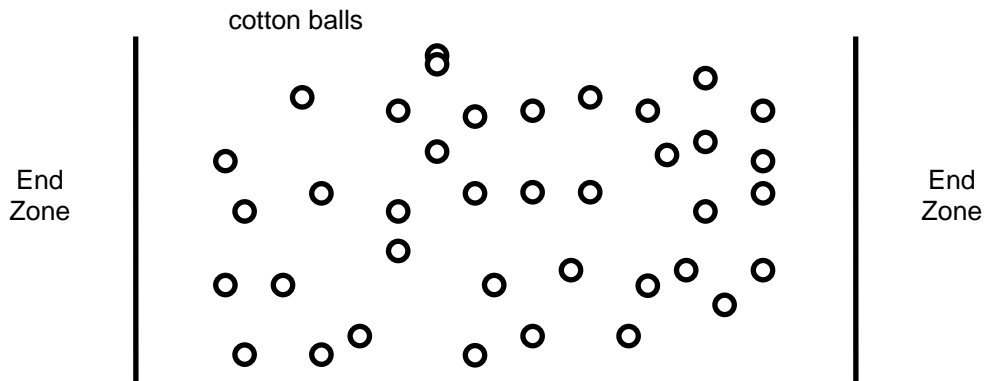
MATERIALS: Paper towel tubes for one team, and rolled-up newspaper for the other team, one bag of cotton balls (the largest ones that you can find.)

SET UP

- Divide the group into their two teams. (We will just call them Team A and Team B)
- Give each player on Team A, a rolled up sheet of newspaper.
- Give each player on Team B, a paper towel tube.
- In the playing area, scatter a large bag of cotton balls around on the floor.

TO PLAY

- When the leader shouts, “Go,” each player is to attempt to get a cotton ball into his/her end zone.
- Players may not touch each other - however, they may use their “sticks” in any way they wish, to hinder an opposing player from moving his/her “ball” to the end zone.



- When time is called, the team with the most cotton balls in their end zone is the winner.
- Players should discover that they need to work as a team, and build a strategy.
- The team that plays as a team and not a bunch of individuals is the team most apt to win.

DISCUSSION QUESTIONS:

Did you do anything during the game for which you think you need to apologize? (*Give them time to apologize if needed.*)

Was there anyone who continually broke the rules?

Will you forgive that person?

DAY TWO: Blind Man’s Bluff

MATERIALS: Blindfold

This game is best played in a confined area - perhaps a small (relative to size of group) room

TO PLAY

- A “Blind man” is chosen and blindfolded
- As the other players move around him he tries to out fox them and grab one player
- If a player is grabbed he gets to be the next “Blind man”

DEBRIEF

Most children, when you play this game, will want the opportunity to be the “Blind man,” but for the game to be fun each person has to try as hard as they can to not be caught. Thus not getting to be the “Blind man.” What happens when someone gives away where someone is or teases the person who is the “Blind Man”? How did that person feel? Ask the person who did this to ask forgiveness and the other person should give it to them graciously. Even if the person has done the same thing before, the Bible says that we must keep forgiving!

ALTERNATIVES

You may have the person grabbed do a consequence and then the “Blind man” gets to choose someone to be the next “Blind man.”

Set a time limit for the “Blind man,” if she doesn’t grab someone within the time limit she must do a consequence and the person furthest from her gets to be the next “Blind man.”

Another solution might be to give everyone two S.A.Y. Yes![®] dollars to begin the game. Every time they get caught they have to give up one of their dollars. If they run out of dollars they are out of the game. Whatever money they finish with they get to keep as extra money from recreation that day.

DISCUSSION QUESTIONS:

What happens when people don't follow the rules to this game? (*When people try to get caught so they can be "It", the game is ruined.*)

What do those players need to do? (*They need to understand what they have done and they need to admit (confess) what they have done to God. They need to ask the people they hurt by ruining the game for forgiveness.*)


What does everyone else need to do? (*They need to forgive.*)

DAY THREE: Memory Relay

MATERIALS: Masking tape or rope to mark off half way point and goal

OBJECT: To be the first team to have every member complete all it's tasks.

- Players are orally given a set of instructions they are to do.
- Instructions: Hop halfway, crawl second half; coming back run backwards halfway, crab walk last half.
- Counselors should demonstrate.
- Lay out the ropes or masking tape.
- First player hops then crawls to a designated spot. Coming home he runs backwards and then does the crab walk.
- Tag the second player on his team who repeats what player #1 did.
- Some children may have difficulty remembering due to learning disability so be prepared to help their memory. We don't want any child to feel "stupid."
- The winner is the first team to have all it's players complete the four tasks.



TEACHING TIP

You might want to do this at different degrees of difficulty. The first relay could be simple and then you could work up to be harder and harder. This is very good for their short-term memory development and their oral listening skills.

DISCUSSION QUESTIONS:

What was the most difficult part of this game?

Were you shown forgiveness for anything? If so, what? How?

Sometimes, we think we are a great player, but we judge others. We think that they didn't try hard enough. Perhaps they did the best they could do. We must allow them to be who God made them to be. We must learn to support and encourage one another.

DAY FOUR: Free Play

MATERIALS: All the fun play equipment that you have, and the puppets from Bible Club.

- Let them have a chance to play with the puppets you used in Bible Club.
- This is excellent for their comprehension of the story!
- Also, this week you might want to spontaneously and secretly give out extra S.A.Y. Yes!® dollars to children that you see forgiving each other.
- This could be doing things like: when someone can not play that well, that they do not get mad at each other; when someone is not playing by the rules, they handle the situation as best that they can, and then are able to restart the game after a solution has been reached.
- This will encourage them to forgive as a part of their normal everyday life!

DISCUSSION QUESTIONS:

Did anyone receive S.A.Y. Yes!® Dollars today?

Why were you given the dollars? *(Because they were displaying an attitude of forgiveness.)*

THE ATTITUDE OF FORGIVENESS: WEEK 3

WEEK 3 – BIBLE CLUB

LESSON AIM: To help the child understand the attitude of forgiving others moment by moment as Christ has forgiven us

SCRIPTURE: Matthew 18: 21-35

MEMORY VERSE: Bear with each other and forgive whatever grievances you may have against one another. Forgive as Christ forgave you.

Colossians 3:13

Seventy Times Seven

Peter comes to Jesus with a question and an answer. He wants to know how many times he has to forgive his brothers. The rabbis at the time taught that three times was an adequate number of times to forgive someone. Peter thought that he was being more than generous when he suggested to the Lord that he should forgive seven times. Jesus on the other hand, looked at Peter's question from an entirely different viewpoint. Jesus knew the work that he would do on the cross for Peter, and for all who believed and he wanted them to be different from the world's way of keeping track of every offense. He told Peter, "You are to forgive seventy times seven." The Lord did not mean this, of course, in the literal sense of 490 times, but figuratively, meaning as long as it takes to do this.

Jesus goes on to give an example, by telling the parable that he shares next. He shares a story about a king and his slave. This slave owes the king the equivalent of several million dollars in today's money. The king has compassion when the slave begs for time to repay him, and excuses the whole debt. Later on, the same slave goes to his fellow slave and tries to reclaim the money that he owes the first slave. The second slave, like the first, begs for time to pay, but the greedy slave throws his fellow slave into prison until he can pay. When the king learned of the first slave's actions, the first slave was given over to the soldiers to be tortured, because he could not show the same forgiveness to his fellow slave, that the king had shown to him.

This is the kind of response that we want to make sure that our children know at an early age. We want them to be the kind of children who can forgive and move on with their life. They know that their heavenly Father will right all of their wrongs if they can only give Him that chance. We want them to be the ones that people notice as different than the world. The difference will come from their attitude of forgiveness. There is a lot of talk these days about having a good attitude. The children know this phrase already. What this week's curriculum seeks to provide, is to help them to understand what an attitude of forgiveness means.

Discipleship
Tip

Take some time to get one-on-one with your students this week. Encourage them to be ready to forgive people over and over again if they need to do so. Ask them whom they have a hard time forgiving at school, at home and at the center. Help them to see the reason that we should forgive, because we are forgiven. Share with them someone you have had trouble forgiving and what you did about it.

 **Hook**


MATERIALS: None.

“The Day that the Staff Can Do Nothing Right”

Today is the day that the staff gives the students plenty of chances to forgive.

These are some of the things that you might want to try to do wrong:

- When the students arrive for snack, tell them, “We got hungry yesterday in our staff meeting. We didn’t mean to eat the entire snack for today, but now there is only a little of the snack left. Sorry.”
- “We didn’t have time to plan any games for recreation time, so we will have an extended homework time today. We are so sorry!”
- “We forgot to boot up the computers in time, so there will be no computer time today. We are really sorry”.
- Have one staff “forget” to bring another staff’s materials that they were going to use, so that the other staff gets mad in front of the students. The staff that “forgot” must ask forgiveness, and the other staff should accept their apology in front of the other students. The angry staff should also ask forgiveness for yelling.
- Have the staff do things that are unfair to the students, and then ask for forgiveness.
- Do as many things as you can think of to create an obvious attitude of forgiveness on the part of the students. The above are just ideas.
- This hook should begin when they walk in the door, and end when Bible Club begins. Then, you ask the debrief questions.
- Have the Bible story section in a place where they can eat.
- Serve them their snack as the skit is going on, for the Bible Story time. Popcorn would be a fun, special treat for a day when they have to wait for their snack.

 **TEACHING TIP**

The point of this exercise is not to see how much the children can take, but to demonstrate that when someone does something wrong and asks forgiveness, they should forgive them and not hold a grudge.

- Be sure that after each wrong thing happens, to ask for forgiveness from the heart!
- Do not be flippant about it. We want to teach them that forgiveness is a serious matter.

Week 3 – The Attitude of Forgiveness

DEBRIEF

What did you think when you came in today, and found out that we ate the snack? (or whatever was the first thing that you did.)

Ask them how they felt about each thing that you did wrong, and asked forgiveness for.

After the third or fourth time that we asked for your forgiveness, did you feel like you were tired of forgiving?

Did you feel like you had a right to be mad at anyone, anytime today?

How many times do you think that we should forgive someone?

Bible Story

MATERIALS: Costume for the king (he needs a crown and a cape or royal robe), and servant can wear regular clothes but he might need some working gloves, a shovel or a rake.

This Bible Story is to be told in the form of a talk show. The name is just for fun. If you would like to change to be something that is more relevant for your kids, feel free! If you have used the *Thankfulness* curriculum, you will have done this show before. If you have done it, let this be the second episode. If this is the first time, just do it like you would any other Bible Story - have fun!!

The Leno Letterman Show

CHARACTERS: Leno Letterman, The King, Chris, the servant

Voice from off stage: And now, the host (hostess) who lets you know the truth and it is still exciting ;;;;;;;;;;;;;;;;;;Leno Letterman!

Leno: Hello, everybody! I am so glad that you could join us today. It looks like you guys got some pretty nice refreshments out there! That looks good! Well, we have a very great show lined up for you today. Today, we even have some royalty lined up for the show. (Applause) If you have ever seen this show before, you will know that some pretty amazing things happen on this show!! Well, our first guest is a king! Can you believe it? It is hard to believe that he agreed to come on the show today, but he did. Once you hear the king's story, then you will know why the second guest had to come on. You see, they have a common.....well, I guess you could call him a common associate of both of them. You will see. Let's welcome our first guestthe king!

King walks in and takes a seat.

Leno: Hello, king! It is so nice of you to come today!

King: No problem, Leno. I think it is good for people to see me in an everyday setting, like your show.

Leno: That's great. Now, I hear that you tried to forgive someone and they didn't really appreciate it.

King: I guess you could say that. I guess what really happened, is that the person I tried to forgive didn't understand what it meant to be forgiven.

Leno: King, why don't you start from the top, and tell the audience what happened.

King: All right, you see my royal person in charge of the money, came to me one day, and said that I was running low on funds because I am a generous king and had loaned out quite a bit of money. So, I decided to get the people to pay up.

Week 3 – The Attitude of Forgiveness

- Leno:** So what did you do?
- King:** I had them brought into the court, so that I could ask them for the money.
- Leno:** Did you get any money back?
- King:** Yes, some people were able to pay, but there was one fellow that really sticks out in my mind.
- Leno:** Who was that, King?
- King:** He was a young man who said he had a family. He had borrowed almost 5 million dollars from me over the years, and I thought it was time that he paid up.
- Leno:** Well, I guess so! Did you get it?
- King:** I asked him for the money and he told me that he didn't have it. So, the normal procedure when someone cannot pay the money back is to sell them as slaves, sell their wife and children as slaves, and sell everything that they have, so that the debt can be repaid.
- Leno:** Wow! You don't mess around do you, King?
- King:** What do you expect? He owes me \$5 million! But this man was unusual because when I passed his sentence, he fell down on the floor, and started begging me to let him have some time to pay the money back. He told me this whole story about his wife and children and how they needed him. Honestly, it made me so sad that I decided just to forgive his whole debt.
- Leno:** Wait, wait, wait. Did I just hear you say that you were going to forgive his debt? Do you know what that means audience? That means that he now owes the king not even a penny! He doesn't have to pay anything! I think the king deserves some applause for that one!! (Clap) So what did this guy do when you told him that he didn't have to pay?
- King:** He was pretty excited, but I am not sure how long that lasted.
- Leno:** Really, what do you mean?
- King:** I heard about something awful that he did after he left my throne room!
- Leno:** I think I know what is next king, and that is exactly why I have called our next guest. His name is Chris, and he is another one of the servants that the king has in his kingdom. Chris had his own experience with the servant that the king forgave. Will you help me welcome, Chris the servant.....(applause)
- Chris walks in, bows to the King, and takes a seat next to the king.*
- Leno:** So, Chris, I'm glad you could join us today.
- Chris:** Me, too. I am still getting used to being free from prison.
- Leno:** Tell us why you had to go to prison.

Week 3 – The Attitude of Forgiveness

- Chris:** Well, there was one month that I was really short on cash. So I asked a friend of mine for \$100. He gave it to me, and I was trying to get the money together to pay him back, but I guess I didn't do it quickly enough, because he came to me one day, demanding it.
- Leno:** Now, this friend of yours that you borrowed the money from, would the king know him?
- Chris:** Oh yea, this guy is the one that he said he didn't have to pay that 5 million dollars back.
- King:** Right, this is exactly what I was going to tell you about! He did that to you?
- Leno:** Hold on King, let Chris finish his story.
- Chris:** It was the day that the king forgave him his debt, and believe me, everyone knew about it! It was like he won the jackpot. So I was thinking that he wouldn't even care about the 100 bucks that I owed him. Then, here he comes down the street and he walks right up to me, and said that he had been looking for me. I smiled because I thought he would be having a good day, but he grabbed me and asked me for the money. I couldn't believe it!
- Leno:** You mean the king told him he was forgiven for a 5 million dollar debt, and here he was, demanding 100 bucks from you?
- Chris:** Yea, I know. So, I begged him to give me some more time to get the money together, and do you know what he did? He threw me in prison until I could pay him!
- King:** That is the story that I heard exactly!
- Leno:** So what did you think when you heard this, King?
- King:** I sent for him immediately, and I told him that he was a wicked man. forgave him a large debt, and yet he could not forgive his fellow slave even a small amount.
- Leno:** Did you make him pay his debt back now?
- King:** Yes, but that was not enough now. I gave him over to be tortured until he could pay.
- Leno:** Whoa, now that will teach him. You know the Bible says that we should forgive people, no matter how many times they have done wrong. You know, if I think about it, King, you are a lot like Jesus in our lives.
- King:** Really, how is that?
- Leno:** Well, because when Jesus forgives our sins, He has a lot to forgive, just like you had a large debt to forgive, when you forgave that servant. Sometimes I think we forget about how much we are forgiven by Jesus when someone else hurts us. We don't want to forgive them, but we see from your example that we must forgive as we are forgiven.
- King:** That sounds like a good way to sum up this whole thing.

Week 3 – The Attitude of Forgiveness

- Leno:** You know, I do remember there was one time in the Bible that Peter asked Jesus how many times that we should forgive people. Peter asked Jesus if seven times would be enough. Do you know what Jesus said? He said that we are to forgive 70 times 7. Can you believe that?
- King:** I thought I was doing good just forgiving that man one time. I guess I have a lot of forgiving to do!
- Leno:** I think we all do! Well, thank you for being with us today King and Chris and thank you audience for listening so well. Until next time, forgive as you have been forgiven! Bye-bye!

DISCUSSION QUESTIONS

Who were the characters in the story? *(The king, the two servants.)*

What did the king do for the first servant? *(He forgave the servant his debt.)*

What did the servant do to the other servant? *(He demanded his small amount of money.)*

What happened when the servant couldn't pay? *(The first servant was thrown in jail.)*

Do you think that it would be harder to be the king, and have to forgive that man for a lot; or, to be the servant, and have to forgive his friend for a little?

Do you think that Jesus has to forgive us a lot, or a little? So, how should we forgive other people?

Does anyone remember what Leno said at the end, about Peter asking Jesus how many times we should forgive? Let's read that together. Open your Bibles to **Matthew 18:21**. Can someone read that to us?

During Peter's day and time, the rabbis in the temple taught people that you only had to forgive people three times! **Do you think after reading this that Jesus agreed with them? Why do you think He taught them something differently?** *(Because He came to die for their sins, He knew the way that they would be forgiven even though they did not understand fully yet.)*

When someone forgives you and you know that you have done the same thing before, what do you think of that person?

(Example: You forgot your homework again, and your teacher tells you that you can bring it the next day, and she is not mad - how do you feel about her?)

How do you think you would feel if one day, Jesus said to you, "I have forgiven you too many times, this is your last chance"?

What are some things that we can do, to help us remember that we need to forgive each other more than once?

Everybody these days wants to remember all of the things that people have done wrong to them. Christians need to be different from the world. We can be different by forgiving people, and not holding a grudge. Sometimes that can be hard, but try to remember what Jesus did on the cross for you!

Let's pray and ask God to help us remember to be the ones who are willing to forgive.

WEEK 3 - SKITS

CHARACTERS: Reuben, Bobby, Maria and LaTasha

SCENE: Reuben and Bobby are walking home and they run into Maria and LaTasha.

REUBEN: Hey, Bobby, what do you think about all that forgiveness stuff they are talking about at the center?

BOBBY: I definitely like it when someone forgives me, but it isn't always easy to forgive someone else.

REUBEN: They keep saying that we are supposed to have an attitude of forgiveness, I almost feel like I should forgive people in advance, before they have a chance to do something wrong. Then, maybe I wouldn't get so mad at them.

BOBBY: Yea, but what if they do something really bad to you, and then you have to forgive them, because you already forgave them before. That is pretty confusing!

REUBEN: I guess that is all the more reason to forgive in advance. I think I want to try to do that with my sister. We seem to get into so many fights lately. It seems like she just bugs me all the time. You know, it's those little things that drive you crazy!! Like tagging along behind me. I can never get a moment by myself. Couldn't she just go play with her own friends?

BOBBY: Well, it sounds to me like you should make up your mind right now that you would forgive her the next time she does it.

REUBEN: That sounds easy now, but I am sure she will show up at the most inconvenient time.

MARIA and LATASHA walk up.

MARIA: Hey, Reub, can we hang out with you guys?

REUBEN and BOBBY look at each other and start laughing.

REUBEN: (to Bobby) You know, sometimes I think God has a sense of humor! (to Maria) Sure, Maria, come on.

All four exit.

DEBRIEF

What did Reuben mean, when he talked about forgiving his sister in advance? *(It means that he knew that she would do more things wrong, and he would forgive her, like Jesus forgave him.)*

Do you think forgiving in advance is easy to do? Why or why not?

What kinds of people should you determine to forgive in advance? *(Ones that you see often and ones that bug you the most.)*

WEEK 3 - MEMORY VERSE

MEMORY VERSE: Bear with each other and forgive whatever grievances you may have against one another. Forgive as Christ forgave you.

Colossians 3:13

Three Strikes, You're Out

MATERIALS: Two sets of each word of the memory verse written on separate 3x5 cards; six 3x5 cards with a big red "X" on them; two paper bags; and large piece of butcher paper, or board to write blank spaces on the board.

SET UP

- Have each word of the memory verse written on separate 3x5 cards.
- Make two sets.
- Also make six 3x5 cards with a big red "X" on them.
- Put each set of the verses in a paper bag, or any container that the children can't see into and put three "Xs" in each bag. These are the strikes.
- On the board, or a poster board, draw blank spaces for each word of the memory verse.
- Divide the students into two teams.
- Write the verse in two places so that each team is completing a memory verse on their own.

TO PLAY

- Each team is trying to complete their verse by drawing the words and placing them in the right places.
- If they draw a strike, they lose their turn.
- As the words are drawn, they are placed on the blank space, where the word is to go, or is written in. (If you write the word in, don't put it back in the bag.)
- If the team draws all three strikes before all the words are given, they can have a chance to say the memory verse right then. They must turn their backs to the board, and try and say it.
- If they can't, the other team can try to say it.
- The winning team is the one who can say the verse accurately.

WEEK 3 - PRACTICAL LIVING

Dealing With Anger

Part 3

MATERIALS: A chalkboard or dry erase board and the appropriate writing utensils.

- Choose a couple of your older students to act out this short little skit below, as an example for the rest of the students.
- Tell them that when you say freeze, they are to stop what they are doing immediately. Then, you can talk to the students about what just happened, or is about to happen in the skit. (The skit is found after these directions.)
- After each right and wrong ending, ask the students to name what they saw was right, and what they saw was wrong.
- These are the things that I saw. There may be others.

Wrong way examples:

Paul snatches the Walkman from Victoria, and yells at her for using the Walkman without permission.

He snatched the Walkman out of her hand without asking for it.

Yells at her.

Paul begins yelling at her, and telling her how stupid she is for using his Walkman without permission; then, demands the Walkman and tells her she can never use it again.

Yells at her.

Says bad things about her that are not true.

Doesn't ask nicely for the Walkman.

Is completely unwilling to forgive her (by saying she can never use it again.)

Week 3 – The Attitude of Forgiveness

Right way examples:

Paul comes in and sees that Victoria has the Walkman and walks back outside, until he can get his anger under control. Then, he goes back into the room, and politely asks Victoria for his Walkman back. Then he tells her, “Next time I would like for you to ask me, before you use something that is mine.”

He takes time to get his emotions under control.

He speaks to her with respect.

Paul comes in and sees that Victoria is using his Walkman without permission. He turns his back to her and counts to ten slowly, takes a deep breath, and asks her nicely for the Walkman.

He turns away to handle his emotions properly.

He speaks to her nicely.


- Then, after they have done their skit and shown the other students what to do, break the group into groups of 4, by counting the number of students in your center and dividing that by four. Have the students number off with the closest number that will divide into it evenly. Example: There are 30 students in your center. Divide that by four and you get 7.5. The students can't number off by 7.5 so tell them to number off by sevens. Add the extra students to a group that has younger students.
- If you have more than 24 students, make copies of the scenarios, so two groups can do the same skit. Make sure the groups are not sitting by each other.
- When they have gone to their appropriate group, give them one of the scenarios that follow, and have them act it out the wrong way and then the right way. Have a spokesperson from their group tell what they did to deal with their anger in the scenario.
- Make a list of all the things that they did and discuss it at the end.
- These are a few that you will want to make sure that they include:
 - Forgive them.
 - Pray that God will give you control over yourself.
 - Get out of the situation and away so that you can cool down.
 - Count to ten slowly before you say anything to the person you are hurt by.
 - Take out your frustrations by hitting a pillow.
 - Run around the block as hard as you can to run off some steam.
- Write this verse on the board and ask them what they think it means. “Be angry, but do not sin; do not let the sun go down on your anger.” Eph. 4:26
- Remind the students that getting angry is not a sin. The sin comes by what you do with your anger.
- We need to deal with anger as soon as we can, so that it doesn't grow larger and larger.

Week 3 – The Attitude of Forgiveness

Often anger is caused by unrealized expectations. Help the children begin to recognize when their expectations are too high. Sometimes we expect something because someone promised it, and they don't do what they said they would. That is not a high expectation. High expectations are when you expect someone to never make a mistake or to be something that you wish they were instead of what they are. Help the students to make that distinction.

- Remind the students that everyone will have a different way that works for them to deal with their anger. Encourage them to try different things to see what works best when they are mad.
- Tell them that when they are angry, they cannot forgive someone else because they are focused on their own hurts and needs.

A great practical thing to do is to think of people that tend to get you mad the easiest. Then, forgive them in advance for what they might do to you. When Jesus died on the cross for our sins, we had not even done anything wrong because we weren't born yet. He forgave us in advance, so we should forgive others in advance too. When they do the thing that drives us crazy we can say to ourselves, "I am not going to be angry because I have already forgiven them for that." There is more about this in the craft for this week.



TEACHING
TIP

Be careful on this activity. It might get them pretty revved up. Be sure not to serve a sugar snack today. Also, you might want to have recreation as soon after this as possible. They might get their emotions worked up and they might need to let them out. Recreation is a great stress reliever.

See following page for example skits

Example skits

✂-----cut here and give to the students doing the skit-----

There is a brother and a sister (or any two siblings) The boy is 14, and his name is Paul. The sister is 10, and her name is Victoria. Victoria is listening to Paul's Walkman without his permission, and Paul walks into the room. Paul becomes very angry at Victoria. How does Paul handle his anger and the situation?

Wrong way examples:

Paul snatches the walkman from Victoria, and yells at her for using the walkman without permission.

Paul begins yelling at her, and telling her how stupid she is for using his walkman without permission, demands the walkman and tells her she can never use it again.

Right way examples:

Paul comes in and sees that Victoria has the walkman and walks back outside until he can get his anger under control. Then, he goes back into the room and politely asks Victoria for his walkman. Then he tells her, "Next time, I would like for you to ask me before you use something that is mine."

Paul comes in and sees that Victoria is using his walkman without permission. He turns his back to her and counts to ten slowly, takes a deep breath and asks her nicely for the walkman.

Other scenarios

Jasmine is 9, and her best friend Erica is 9, also. One day, Erica, Jasmine, and several of their other friends are playing with their dolls. Jasmine leaves the room and when she is almost back in the room, she hears some of the other girls telling Erica to take Jasmine's doll clothes. They said that Jasmine had too many anyway. When Jasmine walks in, she sees Erica putting Jasmine's favorite doll clothes into her back pack. What should she do?

Ricardo is 8, and he is in the 3rd grade. Camille is in his class at school. One day, Camille goes to sharpen her pencil and Ricardo trips her on the way there. She falls down and all the other kids start laughing at her. What should she do?

Week 3 – The Attitude of Forgiveness

Dennard is 7. He is walking home from school, and he sees some of his friends from school playing football in the street. He wants to play. He goes over and asks them if he can play. They tell him that he is too small and that he drops too many passes anyway. What should he do?

David and Cathy are brother and sister. David is 8 and Cathy is 10. Their mom bought them some ice cream. She told them that when they got home from school they could have the ice cream, but they needed to share. Cathy got home first and brought a few of her friends. She served them the ice cream. When David got home, all the ice cream was gone! What should he do?

Jamaal and Pablo are best friends at school. One day, they had a big test in math. Jamaal tried to copy some answers off Pablo's paper. The teacher took up both their papers. When the teacher asked them what happened, Jamaal told the teacher that he didn't do anything. Since neither one of them would admit to cheating, the teacher punished them both. Pablo now has two weeks of detention, and an "F" on his test for something that he didn't do. What should he do?

Demarco is on punishment by his mom for not taking out the trash. She told him that he couldn't go anywhere after dinner for one week. Two days later, a group of Demarco's friends come by, as they are cleaning up after dinner. They want him to go and play basketball with them. His mother says, "no", because he is on punishment. What should he do?

WEEK 3 - READ-A-LOUD

New!

“God Wants Me to Forgive Them?”

A Veggie Tales Video

The Bible Story is on Jesus telling his disciples that they should forgive someone 70 times 7. This subject is brought out in the video. The video has two stories. The first one really deals with how to deal with anger (the Practical Living for this week) and second one deals with how it feels to be forgiven with a Gilligan’s Island twist.

OR, you may read the following ...

“Monica, Mother of Augustine”

by Laura M. Adams, found in The Moral Compass, William J. Bennett pgs. 540-542

Summary: Monica was a Christian woman who had a wayward son. She prayed for him constantly. For 17 years he was living in sin, until one day Augustine met a bishop who made a strong good impression on his life. Finally, Augustine prayed to receive Christ, and for the next 43 years, he was able to serve the Lord as the godly man that his mother had prayed for. He even went on to become a bishop himself. Many of his writings have had an influence on beliefs that we hold today.

The mother had to have an attitude of forgiveness, as she prayed for her son. She never got mad at him, without giving it to God. We can see how God honored her prayers, because of the attitude of her heart!

PRE-READING QUESTIONS

If a dear friend of yours lived far away, and you wanted to stay in touch, how many times do you think you would write them if they never wrote you back?

Can you imagine praying for something for 17 years before it happened?

The name of this story is, “Monica, the Mother of Augustine.” Can anyone make a prediction of what it is going to be about?

Does anyone know what a bishop is? (He is like a pastor that is in charge of other pastors.)

POST-READING QUESTIONS

Do you think that Monica's son always treated his mother right?

Do you think that she had to forgive Augustine a lot, or a little?

If she had not forgiven Augustine for all the little and big things that he did wrong, do you think that he would have turned out the way he did? Why or Why not?

Did Monica have an attitude of forgiveness?

Do you think her example to Augustine helped him understand what God is like?

WEEK 3 - CRAFTS

Forgiving in Advance

MATERIALS: Roll of “Admit One” tickets, an envelope for each student, a piece of white paper, (heavy if possible), and plenty of old magazines.

Tell the students, “This week we have been talking about what it means to have an attitude of forgiveness. Today, we are going to think about people who we often have to forgive. There are people that we have to forgive everyday. What if we decided that we know these people might hurt us, so we forgive them before they ever do anything. That is what Jesus did for us. When he died for us, we weren’t even born yet, yet he forgave us in advance! So we can do that for other people.”

- Pass out a white sheet of paper for each student.
- “In these magazines find pictures that represent the people you often must forgive. Cut out and glue the pictures on the page.”
- Underneath the picture write the name of whom it represents.
- Have an example made to show them.
- After they have been working on this for a while, stop them and show them the roll of “admit one” tickets.
- “These tickets are like coupons. When someone that you have on your paper hurts you, hand them a ticket and say, ‘I forgive you for that.’”
- Take the tickets around to each student, and ask them how many tickets they think they will need. Each student should get around 10-12 tickets.
- Then, give them an envelope for their tickets.
- If they finish early, tell them to write the names of those that they want to forgive, and include their own names as well, on the back of the tickets.
- Example: Synicka wants to make out a ticket to forgive her teacher at school. It would say: To: Mrs. Abner From: Synicka
- Remind them that this won’t be easy.
- They might want to leave a few blank ones in the envelope for someone who is not on their list. (Especially other students at the center.)
- If you can, hang their picture up at the center. You could entitle the bulletin board, “People we want to forgive,” or, “Forgiven Faces”, or, “Smile, you are forgiven!”, or whatever else you can think of.

WEEK 3 - RECREATION

DAY ONE: Do You Love Your Neighbor?

MATERIALS: Chairs for all of students, except one.

SET UP

- This game is like Fruit Basket Upset, with a new twist.
- Begin by setting up the chairs in a circle.
- All of the children have a seat.
- Choose one student to be “It”, first.
- The person who is chosen, walks up to anyone in the circle and asks them: “Do you love your neighbor?”
- They can say either, “yes”, or “no”. (Hopefully more “yes” than “no”.)
- If they say yes, then the student who is standing says, “How do you love your neighbor?”
- The seated student says, “I love all of my neighbors with white socks on.” All of the people, who have on white socks, must stand up and move to another chair.
- The student can make up anything that at least two people have in the circle. If the student says something that only one person has, ask them to think of something else. They can also say things like:

I love all my neighbors who:

brushed their teeth this morning
have more than 50 S.A.Y. Yes!® dollars
have eaten a whole pizza by themselves
have two brothers
like black jelly beans
have seen the movie, “Lion King”
have been to S.A.Y. Yes!® every day last
week

- These are just some examples. The students will soon get bored of things having to do with appearance. Plus, having them think of things in categories is a great critical thinking skill!
- When the person in the middle asks the person sitting, if they love their neighbor and the answer is, “NO!” then everyone has to move. (Just like Fruit Basket Upset.)

DISCUSSION:

What were the best questions that were asked?

Did anyone feel hurt or embarrassed, because they were left without a chair to sit in?

Tell them to think of who hurt their feelings. Suggest they go to the person and in a nice way, tell him/her they were hurt. Remind them that if someone comes to them, they need to ask forgiveness.

DAY TWO: Phone Book Volleyball

MATERIALS: 4-6 old phone books, something to use for a net, two large trash bags.

OBJECT:

Part One: to be the team with the least amount of pages on their side of the net.

Part Two: to have the cleanest side, and the heaviest bag of trash.

SET UP:

- Begin by setting up a net using an old blanket and two chairs.
- You could even use a piece of rope between two chairs and say that the things have to go over the top of the rope.
- If you do this you might want to put a piece of tape on the ground to show on the ground where the net is. If you see anyone pushing paper under the line, they will be out and you will put a large handful of trash on their side at the end of the game.
- Have a piece of paper and pencil ready to mark these down if you need to.
- Each team gets an equal amount of phone books.

Part One:

- When the leader says go, they have to work as a team to rip out pages of the phone book, wad them up in a ball and throw them over the net.
- They cannot tear out more than one page at a time.
- Students will lose handfuls of trash at the end if you see their team wadding up 5 or 6 pages at a time for one ball. Leaders should warn them as they see the students do this during the game.
- Students are also allowed to throw the trash that the other team has already thrown over, back over the net.

Week 3 – The Attitude of Forgiveness

- When the leader says time is up everyone should stop and the leader will make the adjustments for improper behavior (give handfuls of paper to the team who wasn't doing the right thing) then the leader should announce the winner for part one.

Part Two:

- Now, give each team a trash bag.
- Their goal is to get as much trash in their trash bag as they can. Have them put the phone books that they tore out of into the bag also.
- They can get trash from either side, but they will not win if their side is not clean.
- Be as meticulous as you can with making them clear up every speck of paper.
- This way they get to make a huge mess, but clean it up too!!

DISCUSSION:

Did either team make a system for getting wads of paper over the net?

You who are the youngest, did the older players make sure you were participating?

If anyone felt like you were getting angry, what did you do to control your anger?

Encourage the child(ren) to go and nicely let the person know who caused them to be angry. Remind those people to ask for forgiveness.

DAY THREE: Cat And Rat

Have the children line up in lines. They all face the same direction holding hands, thus forming pathways. (Below the players are facing the top point in first set, left point in second set.)



- One player is chosen to be the Cat and one player is chosen to be the Rat.
- When the leader says "Go," the Cat begins to chase the Rat up and down the pathways.
- If the Leaders shouts "Switch," the players turn (as seen above) changing the pathways from east to west to north to south, etc..

Week 3 – The Attitude of Forgiveness

- If the Cat catches the Rat , the Rat immediately becomes the Cat and chases the new Rat .
- The leader may also call out Rat chase Cat.
- The more often switches are made the more fun it is.

If the Cat or Rat breaks through the players hands, or cheats in other ways, have them sit out of the game.

DISCUSSION QUESTIONS:

What happens when somebody cheats?

Who does the cheating affect?

Is there anyone who feels like they need to ask someone else to forgive them for the way that they played today?

What is most important in playing a game - to win or to have a good time?

(Help the children think through the importance of having a good time rather than winning. Everybody can have a good time, not everyone can win. Winning does not make me a better person. Learning to enjoy the process of trying, failing and trying again is what will make me a better person.)

DAY FOUR: Free Play

MATERIALS: All the fun play equipment that you have.

Today, let the students have fun playing whatever they want to play. Watch them to see how they are doing with forgiveness as they get a chance to make their own rules and play their own games. Feel free to play with them, but allow them to guide you and help you know how to carry out the rules that they have set.

DISCUSSION QUESTIONS

How were you able to use what you've learned about controlling your anger and forgiveness today?

FORGIVENESS BRINGS PEACE: WEEK 4

WEEK 4 – BIBLE CLUB

LESSON AIM: To help the child understand that peace comes when we forgive others and turn our battle over to the Lord.

SCRIPTURE: Gen. 25:27-34, 27: 1-46, 32:1-21, 33: 1-16

MEMORY VERSE: Bear with each other and forgive whatever grievances you may have against one another. Forgive as Christ forgave you.

Colossians 3:13

Jacob and Esau

Offenses are easily remembered. It seems like forgiving and forgetting is almost impossible. Not with God! These two brothers in the Bible, were even fighting in their mother's womb. The hurts that were between them were daily, as with all siblings, but the Bible records some major ones. Jacob steals his brother's birthright, because Esau is too hungry to think clearly. Then, his mother insists that Jacob try to steal his father's blessing from Esau. With her help, Jacob does steal his father's blessing that should have gone to Esau.

Can you think of anything worse? Esau had plenty of offenses collected, to be mad at Jacob. In fact, he determined that Jacob was now only worthy of death. So, plans to kill him. Running scared is no way to live, especially knowing that you can't even go home to find shelter. Fifteen years at least, passed between the time of the death of their father, Isaac, and the reunion of Jacob and Esau. The pain of unforgiveness and unresolved conflict must have become a familiar, yet unbearable pain.

Finally, the day came when Jacob could stand it no longer. Jacob had seen God be on his side all throughout his life. Jacob knew that to be right with God, he must make things right with his brother. The Bible Knowledge Commentary says that there are only two times in the Old Testament that the phrase, "the angels of God" occurs. The angels come to reassure Jacob so that he would not be afraid! Re-entering his homeland, Jacob sent gifts to his brother. Esau was so happy to hear from Jacob that he was still alive--he wanted to bring everyone to meet Jacob. The reunion was sweet. The peace that came from the forgiveness must have been indescribable!

This is the picture that we want to paint on the hearts of children this week. The thought is that when you give your offenses to the Lord, you receive more peace than even revenge would bring. We need to give the children every opportunity this week to experience the peace in forgiveness!

**Discipleship
Tip**

This week try to get one-on-one with a child. Ask them if they can remember a time when they have ever experienced the peace of forgiveness. Share with them the joy that you have had in forgiving someone. Inspire them to forgive people even if these people have not asked for forgiveness. Remind them that this is what Jesus did for us. He forgave us while we were yet sinners! (Rom 5:8)

Hook

MATERIALS: Two cloth sacks (can be pillow cases), 4-6 bricks, or very heavy books to place in the bags.

- Divide the students into two teams (you can use their teams that they use in recreation for quick grouping)
- Put 2-3 bricks, or books into each team's sack.
- Have the children run a relay where each team member has to carry the filled sack to a certain point, and return as fast as they can.
- Tell the students that in this bag, are all the things that people have done to hurt them--the things that they have not forgiven.
- Then, have the students do the same relay without the sack.

DEBRIEF

Was it easier to run with the bag, or without the bag?

How did you feel when you ran, carrying the bag?

How did you feel when you ran, without carrying the bag?

If the bag represented all the things that people did against you that hurt you, what do you think, running without the bag represented? (*forgiving them*)

Unforgiveness is like a weight that we carry around. The person is not hurting because we did not forgive them, we are the ones hurting! When we forgive, we put down the bag and are able to have peace. The story that you are about to hear, is about two brothers who got very mad at each other. Let's see how they worked it out and what happened when they forgave.

Bible Story

MATERIALS: None, except the script.

This week the Bible Story should be told by two actors who represent Jacob and Esau. The students will get to see the two different points of view, as the two characters try to tell their stories at the same time. Try to be in a room that has two exits. The characters will be entering and exiting, trying to hide from each other.

Script for the Bible Story

Jacob: *(walks in from another room, addresses the audience)* Have you seen my brother? *(let the students answer)* I am trying to hide from him. If you see him, don't tell him you saw me.

Jacob runs out of the room, trying not to be seen.

Esau: *(enters cautiously)* Have you seen my brother? *(Let the students answer)* Did he tell you anything about me? *(Let the students answer)* He didn't? Well, if he did, I would tell you not to trust him. See, he cheated me out of everything that was rightfully mine! This one day, when we were younger, I had been out hunting and I came home and was starving. My brother doesn't like to hunt, so he had been at home cooking. He made this awesome smelling stew. I asked him for a bowl. Now is that too much to ask? Well, he says to me, I will give you a big bowl if you will give me your birthright. Does anyone here know what a birthright is? *(Let the students answer)* A birthright is the right to have a double portion of anything that would be given to me by my father. So what was I supposed to do? I was hungry, so I agreed to give him the birthright. It wasn't until afterwards that I realized what I had done!! I was so mad at him for cheating me like that! What am I doing standing around here talking to you? This time he has done something much worse! I will kill him this time!

Esau leaves, trying to chase his brother.

Jacob re-enters through another entrance. Acting as if he is still running from Esau.

Jacob: Hey, *(looking surprised to see the students)* there you are again! I must be lost because I think I am going around in circles! Have you guys seen my brother? *(Let the students answer)* You have! Great, I know I am going to die this time! But it wasn't my fault, at least not this time, anyway. Did he tell you anything? *(Let the students answer)* He did? Did he tell you about the birthright thing? *(Let the students answer.)* He did? I feel bad. I don't know what got into me that day--I guess I just wanted to see if I could get it. I didn't expect it to be that easy! But this time, the whole thing wasn't my fault! Did he tell you what happened this time? *(Let the students answer)* Good! At least I can tell you first. But you are going to have to get close, because if he hears us, I know we will be caught. *(Have the students get closer and Jacob begins to whisper)* You see, my father was very sick. In my country, before a father dies, he gives his children a blessing. The older son usually gets a better blessing than the other children. Well, Esau is my dad's favorite because he likes to eat all the things that Esau hunts. *(Looking around for Esau)*

Well, my mom wanted me to get the better blessing, because I was her favorite. So, my mom heard my dad telling Esau to go and kill his favorite food, and prepare it the way he likes it and bring it to him. He would bless Esau after that. So, my mom tells me to go and get two lambs. She makes them the way that Dad likes them, so that I can take the food to my dad, and he could give me the blessing. She thought this would work,

Week 4– Forgiveness Brings Peace

because my dad was blind in his old age. She knew he might not be able to tell us apart.

I didn't want to do this, because my brother is hairy and I am smooth--I don't have as much hair. I just knew my dad would know that it was me! But, she made me wear one of Esau's coats, so I even sort of smelled like him. Then she put goat skins on the back of my hands, and on the back of my neck. This way I would feel hairy if he touched me. So, I take the food in there and say, "Here I am, Father," and you would not believe the first thing he says! He says, "You have the hands of Esau, and the voice of Jacob!" I felt so bad lying to my dad, but now I was in too deep. I had to keep up with the act. So anyway, to make a long story short, he gives me the blessing that he was going to give to my brother! The best part was that he told me that my brother would be my slave!!

So, when Esau got back from hunting, he fixed the meal and went in to find out that his blessing had already been given to me! He was so mad! See, he never forgave me from the whole birthright thing, and so now this was all he could take. He started telling everyone that he was going to kill me. That's when my mother told me to run away. So that's what I am doing, trying to get as far away from him as I can!! So, I'd better go.

Jacob leaves the room cautiously.

Esau re-enters the room.

Esau: I know I asked you this before, but did you happen to see my brother again? *(Let the students answer)* You did?! I can't believe it! I must be so close! That little thief! I am going to get him!

Esau leaves, running after where Jacob exited.

Someone holds up a sign that says, "15 years later" (or someone can just say it).

Jacob walks in the same door that he had exited, as if to return from where he was running to. He walks slowly like an old tired man.

Jacob: *(Looks at the audience)* You guys still here? You haven't seen my brother in the last 15 years, have you? *(Let the students answer)* You haven't? Well, I have to find him. I feel so bad. We have not spoken to each other in 15 years! Ever since the whole thing happened with my dad and the blessing, I have got to make things right, but I am afraid he will still be mad. I need a messenger to go and find Esau, and tell him that I want to see him. Are there any messengers here that could do it for me? *(Choose a student that could go along with the game. Have the student stand beside you.)* Now messenger, *(begin to walk toward the exit)* let me tell you what I want you to say.

The two walk off. Esau enters the room through the other exit.

Week 4– Forgiveness Brings Peace

Esau: *(Looks at the audience)* Man, you guys have been here for quite a while now! I would ask you if you have seen my brother, but I am sure that would be a silly question because no one has seen my brother in 15 years. You haven't have you? *(Let the students answer)* You have?! He's alive! I am so happy! I can't believe it!

Student messenger enters.

Student: Esau, I am a messenger sent by Jacob. He is nearby and wants to see you. He has been staying with your cousin until this time. He has many gifts that he wants to give you. He hopes that you will like them.

Esau: Tell him I will come to meet him. I will bring all 400 of my men, so that they can all meet my brother!

They exit through opposite exits. The messenger exits as if to return to Jacob and Esau, as if to return to get his men.

Jacob enters by himself, walking slowly from the same exit as the messenger just exited. He is walking by himself, until the messenger runs up to him.

Student: Jacob, I just came from your brother Esau and he says he is coming to see you and he is bringing 400 men!

Student exits.

Jacob: *(gets down on his knees as if to pray)* God, I know you have been with me all this time that I have been away from home. You have blessed me with 11 children and you have made everything in my business go well. I am so scared right now. Please save me from the hand of my brother! I remember only a few days when you showed me the camp of angels that was here to help me. Thank you for that. Please God, if you can help me out now, I will serve you as long as I live! Amen. *(opens his eyes and looks at the audience)* Do you think that he will forgive me? *(Let the students answer.)* I sure hope so.

Esau enters the room. Brothers run to each other and hug each other.

Esau: It is so good to see you after all this time! What did you mean about these gifts that you had for me? I have plenty. There is no need for gifts! I am so glad to see you! I feel so much better now that I have forgiven you!

Jacob: I am glad to see you too. I am sorry for all the things that I did to you!

Two brothers walk off together, happy!

DISCUSSION QUESTIONS

Who were the two main characters in the story? *(Jacob and Esau.)*

What kinds of things did Jacob do, to make Esau mad? *(He had stolen his birthright, he had stolen his brother's blessing.)*

What did Jacob do, when his brother got mad at him? *(He ran away.)*

What do you think you would have done if you were Jacob?

How would you have felt if you were Esau?

When Jacob hurt Esau, do you think Esau responded in the right way?

Does it matter how many times he had to forgive his brother? No. How many times is enough? *(You have to forgive every time!!)*

What do you think God thinks about us, when we don't forgive someone? Let's look at what the Bible says. Can someone look up Matthew 5:23-24? What does it say, if there is something that you haven't worked out between you and someone else? *(We must leave our gift at the altar and then go work things out with the brother.)*

Does anyone remember the relay that we had today, at the beginning of Bible Club? What did the bricks or books in the bag represent? *(The things that people had done wrong to them, that they still had not forgiven them for.)*

Was it easier to run with the bag, or without it?

Can you think of something that someone did to you that hurt you, or maybe that you did to someone else, that you need to ask forgiveness for? What do you think God would have you to do with that thing that hurt you, or that you know hurt someone else?

Have a time that the students can share with each other the thing that God is putting on their hearts. You might want to allow a little extra time here today. You don't want to rush what the Holy Spirit might be doing.

Spend some time in prayer after everyone has had a chance to share. Be ready to share something that God might have shown you that you had to ask forgiveness for, or you had to forgive someone else for doing to you.

WEEK 4 - SKIT

CHARACTERS: LaTasha, Maria and Reuben

SCENE: LaTasha, Maria and Reuben are riding home from school on the bus.

REUBEN and MARIA already have seats on the bus, MARIA at the front and REUBEN near the back. LATASHA gets on the bus, gives MARIA a mean look and then goes back toward REUBEN and sits down on the row in front of him.

REUBEN: Hey, LaTasha, why aren't you sitting with Maria? You guys always sit together?

LATASHA: I am mad at her.

REUBEN: O great, what happened now?

LATASHA: Well, there is this boy I kind of like in our class. Today, he was trying to cheat off someone else's test. Maria saw him. I didn't want him to get into trouble, so I told her not to tell.

REUBEN: Let me guess, she told anyway, and that 's why you're mad.

LATASHA: Well, YEA! I am mad! Where does she get off thinking she's all that?

REUBEN: LaTasha, you know she did the right thing. What is not talking to her going to help? You guys always have fun together. Why are you going to let this guy make you mad at your best friend? Plus, if he was cheating on a test, he doesn't exactly sound like the kind of guy that God would want you to like, anyway.

LATASHA: I guess you 're right. I will go talk to her.

LATASHA walks to the front of the bus where MARIA is sitting.

LATASHA: Hey, Maria, I don't want to be mad at you anymore. It made me mad that you told on Jamaal, but you did the right thing.

MARIA: I didn't mean to make you mad, but I wanted to do the right thing.

LATASHA: You did. You shouldn't have to apologize. So, can I sit here?

MARIA: Sure, so everything is okay again?

LATASHA: Back to normal.

MARIA: I feel so much better, don't you?

LATASHA: Me too!

Week 4– Forgiveness Brings Peace

DEBRIEF

Why didn't LaTasha sit by Maria on the bus today? *(Because she was mad at Maria for telling the teacher that the boy she likes, cheated on a test.)*

What was it that LaTasha did to show Maria that she was hurt? *(She wouldn't sit by Maria and wouldn't talk to her.)*

What was a better way that LaTasha could have handled being hurt?

What happened when they talked about the problem? *(They forgave and they had peace.)*

WEEK 4 - MEMORY VERSE

MEMORY VERSE: Bear with each other and forgive whatever grievances you may have against one another. Forgive as Christ forgave you.

Colossians 3:13

Memory Verse Jump Rope

MATERIALS: Three or four long jump ropes.

SET UP

- As a review of the memory verse for this month, divide the group into three or four groups.
- There should be no more than 8 in one group writing jingles.

TO PLAY

- Have each group make a jingle to jump rope to using the memory verse.
- They can use rhythm, repetition or anything else they can come up with to create their own jingle.
- If you have time, have them let the other students try their jingles.
- Ask them if they think this will help them memorize their verse? Why?
- Encourage them to play this at school, so that they can share with their friends what they are learning at the center.
- You might even want to offer some kind of bonus that they could earn, if they put other memory verses from previous months to a jingle!
- Be sure to put some jump ropes out at recreation time, so that they can practice their new jingle!

WEEK 4 - PRACTICAL LIVING

Testimony of an Ex-Gang Member

MATERIALS: A speaker can be an ex-gang member, or anyone who has worked with gang members enough to understand how gangs work, like a policeman, or a member of the police gang unit.

BEFORE PRACTICAL LIVING:

- Prepare the students for the speaker by telling them about the speaker as early as you know who he/she will be.
- Have them prepare questions to ask the speaker about forgiveness.

DURING PRACTICAL LIVING:

- Have the speaker share how a gang works.
- Have them concentrate on the issue of revenge.
- Have the speaker share some stories of things that happened to them when they tried to seek revenge for the death or injury of their fellow gang members.
- Have the speaker share some of the consequences that he/she and their fellow gang members suffered as a result of taking revenge.
- Be sure to ask the speaker if the revenge that they sought for their fellow gang members ever brought the kind of victory that they desired? Did it ever bring peace?
- Be sure to ask the speaker what they think would happen if gangs ever tried to just forgive each other. Would there still be a gang?
- Let the students ask the questions that they prepared, after the speaker has a chance to share.
- Have a time of debriefing after the speaker has finished, if time allows.

DEBRIEF

What kind of conclusions do you think you can draw from what you heard today, and what we've been studying about forgiveness?

What do you think would happen if gangs started forgiving each other?

Do you think people who don't forgive are more likely, or less likely to be in a gang? Why?

WEEK 4 - READ-A-LOUD

New !

“God Wants Me to Forgive Them?”

A *Veggie Tales* Video

Summary: The Bible Story is on Jesus telling his disciples that they should forgive someone 70 times 7. This subject is brought out in the video. The video has two stories. The first story might have shown last week. **The second one deals with how it feels to be forgiven with a Gilligan’s Island twist.**

OR, you may read the following ...

New !

“The Tale of Rippon Tance, a Porpoise with a Purpose”

O. Whillikers in the Hall of Champions, Chapter 2

Summary: This story is about a porpoise who goes through a series of days making decisions about what to do in different situations. He is very influenced by peer pressure and lets them sway him into many wrong choices. They are choices like lying to his mom, cheating on a test and stealing gum from the store. He redeems himself through repentance when he decides that he can no longer look himself in the mirror when he had done so many bad things.

This week you are talking about how forgiveness brings peace. This character really struggled with anxiety when he was making wrong choices, but when he went back and confessed he found the peace he needed.

OR, you may read the following ...

“The Most Precious Thing”

The Moral Compass, William J. Bennett pgs. 511-512

Summary: A young engaged couple make a pact that if anything ever goes wrong in their marriage, and if the husband doesn't want the wife anymore, then she will be allowed to take with her the most precious thing that she has. They go from being very poor to being very wealthy. Finally, one day they got into an argument over something silly. He tells her to leave and to take her most precious thing, not knowing what that thing would be. After falling asleep that night, the husband awakens in the house of his wife's parents. When he wakes, she tells him he is the most precious thing and they will only be separated by death.

This story, read aloud can show the students that many times the thing that we think is unforgivable or the last straw, may be pretty silly in proportion to the relationship that is at stake. Forgiveness brought peace to this marriage, and it does many times, in many situations.

PRE-READING QUESTIONS

Does anyone know what it means to be someone's fiancé? *(To be promised to marry them.)*

What does the Bible say about how long we should stay married? *(Our whole lives! Until death separates us.)*

In your house, what do you think is the most important thing?

The story is called the Most Precious Thing. I want you to find out what these people thought was their most precious thing.

POST-READING QUESTIONS

In the beginning of the couple's relationship, what was the thing that they were focused on? *(Each other.)*

As they were married for a while, what became the thing that took away most of their time? *(Trying to earn enough money.)*

What was the couple's most precious thing? *(Each other!)*

What do you think changed from the beginning of their marriage to their big fight? *(They began focusing on money and things instead of their relationship with each other.)*

What happened when they forgave each other? *(It brought peace to their relationship.)*

WEEK 4 - CRAFTS

✂ The Staple of Forgiveness

MATERIALS: Construction paper; patterns for girls and boys; scissors, markers and crayons; any old scraps of material; staplers and glue.

BEFORE CRAFTS:

- Make several patterns of a girl and a boy stick figure (Like the symbol that is found on the doors of rest rooms.)
- Make a sign for the staplers that you will use that reads “forgiveness”. Put one on each stapler
- Make an example for the students to see following the directions below:

DURING CRAFTS:

- Tell them, “We have been studying forgiveness all month. This week we are talking about how forgiveness can bring peace. One of the most important places to have the peace of forgiveness is in our families.”
- Have them cut out a person to represent each member of their family. They can decorate each person with marker, crayons, and scraps of cloth that they could use for the clothes.
- Tell them, “Forgiveness is like this stapler. (Hold up the stapler.) When you forgive someone, it binds you together, just like this stapler does.”
- As they complete their family, have an adult go around stapling the staple of forgiveness. (Staple the people together at the hands like the people that you cut out all at once and they are in a string)
- Have them also make one extra one of themselves.
- Then, put the extra one that the students made of themselves up around the center.
- The title that these little people could surround might be, “A center bound by forgiveness.” “We are held together with the bond of forgiveness.”
- Have them take the ones that they made of their family home to put up at their house to remind them forgiveness can bring peace.

WEEK 4 - RECREATION

DAY ONE: Frisbee Fling

MATERIALS: Two Frisbees

OBJECT: To be the team to get a Frisbee over its goal line, to a team member.

SETUP

- Divide the group into two teams.
- Each team marks its goal at a different corner of the playground.
- A player from each team should be stationed at a goal.
- Begin with both teams gathered in the center of the playing area.

TO PLAY

- Randomly toss the Frisbees into the group.
- Team members toss the Frisbee from player to player but are not allowed to run while carrying it.
- A player who intercepts a flying Frisbee cannot move before throwing it again.
- The other players are not allowed to interfere with players throwing the Frisbee. However, the opposing team can jump in and catch the Frisbee, while in motion, and head it towards their goal.
- Team members who are able to throw the Frisbee to the player at their goal win a point.

OBSERVE

Observe how the teams work together. Are they making the right choices and learning how to work as a team? Or are they playing foolishly, just doing "their own thing"?

DEBRIEF

How did you choose to work with your team?

What was the result of choosing to work as a team?

How could someone have chosen not to be a team player?

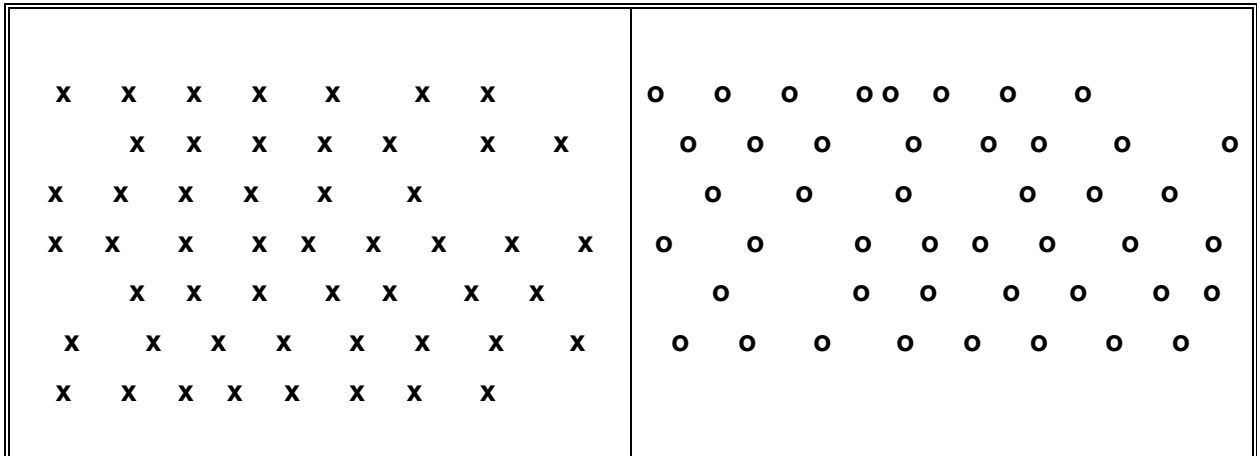
DAY TWO: Balloon Volleyball

MATERIALS: Balloons; a "net" - rope laid on ground or chairs to divide teams.

OBJECT: To be the team that scores the most points, by not allowing the balloon to touch the ground on their side.

SETUP

- Divide players into two teams.
- Players sit on the floor facing the "net."



TO PLAY

- An adult “bats” a balloon with his hand at the center line.
- The balloon will land on one side or the other.
- The players, on the side where it falls, try to keep it in the air.
- They must bat the balloon over to the opposing side.
- Only 3 touches of the balloon are allowed by a team, before it goes over the "net."
- Players must keep their bottoms on the floor at all times.
- You might want to allow the little ones to get on their knees instead of their bottom.

POINTS ARE SCORED IF:

the ball touches the ground on opposing team’s side
 more than 3 players on the opposing team, touch the balloon, before it passes over the "net."

DEBRIEF

Was it hard to keep your bottom on the floor? If your bottom came up off of the floor, did you have to choose to pretend that it didn't, or did you tell the adult that you moved? What did you choose to do and why? (You will have been observing. If a child repeatedly tried to get away with lifting his bottom, ask him if he realized it.)

As you were playing, what feelings did you have? (In the midst of play, [as with life], we get excited, driven, involved, and don't think through the choices we are making. Help them to get in touch with the feelings that sometimes, cause them to make foolish choices. Whenever we make a foolish choice, the bottom cause is our lack of trust in God. It is much easier to trust ourselves, than it is to truly trust God.)

Would you like to play again, and see if you can make better choices?

DAY THREE: Pairs Relay

MATERIALS: None.

OBJECT: To be the first team to have all its pairs return home first.

SETUP

- Each team divides into pairs, facing one another and holding hands.

TO PLAY

- The first pair runs from the starting point to the opposite end with one player (#1) running backwards, pulling his/her partner (#2).
- They then return to the start point with #2 pulling #1.
- Then the second pair sets off.
- The team to have all its pairs return home first, wins.

Alternative Game: Newspaper Relay

MATERIALS: Newspapers, two sheets for each team, plus some extras

Object: To be the first team to have all its Players walk on newspaper from one point to another and return.

SETUP

- Mark starting point and finishing line

TO PLAY

- When the leader says, "GO", the first person on each team lays down the first sheet of newspaper, steps on it and then lays down the second sheet.
- He then moves to the second sheet and picks up the first sheet, now laying it in front of him.
- Players may move to the finish line only by stepping from sheet to sheet.
- He then runs back with the papers to the second person on his team, who repeats what he has done.
- The first team to have all of its players return home, wins.

DAY FOUR: Free Play

MATERIALS: Balls, jump ropes, Frisbees, chalk to make hopscotch, all the fun play equipment that you have.

SETUP:

Let the children choose what they would like to play today.

OBSERVE

1. Free play is a great time to see what the children are learning about--interaction with one another.

DEBRIEF

Is it harder to make the right choice when you are just out playing with your friends, than it is when adults are directing your play? If so, why do you think it is harder?